

FUEL

ADBLUE/DEF

LUBRICANT

GREASE



Transfer • Filtering • Measurement • Control

**Equipment for fuel, lubricant, grease
and automotive fluids**

**General Catalogue
V19.04**



TOT COMERCIAL SA, GESPASA's manufacturer, celebrates more than 40 years since our first product manufacture.

Our main aim is to detect our customers' requirements, design and manufacture of everything regarding to the fuel and lubricant transfer, filtering, measurement and control.

Our products are designed and manufactured for:

- a quick installation
- an easy and safe use
- reliability and durability
- the environment protection

We really hope this catalogue will be a useful tool for your business and you find on it the solution you are looking for.



TABLE OF CONTENTS

INTRODUCTION · OUR INSTALLATIONS	11-13
FUEL	14-72
ADBLUE/DEF	73-77
LUBRICANT	78-101
GREASE	102-110
WORKSHOP EQUIPMENT	111-116
VEHICLE DECONTAMINATION	117-120
INSTALLATIONS · CUSTOMIZED PROJECTS	121-125
GENERAL CONDITIONS · WARRANTY	126

	1	SELF-SUCTION DIESEL PUMPS 16-25
		- IRON-50 110 or 230 VAC 16-17
		- IRON-50 12 or 24 VDC 18-19
		- IRON-75 0.5 kW 230 VAC 20-21
		- AG-90 12 or 24 VDC 22-23
		- AG-100 1 kW 230 VAC 24-25
		- Equivalences - Flow curves 72
	2	SELF-SUCTION EXPLOSIONPROOF PETROL PUMPS 26-27
		- IRON-50 Ex 230 VAC 26
		- IRON-50 Ex 12 or 24 VDC 26
		- AG-800 230 VAC 26
		- AG-900 12 or 24 VDC 26
		- BAG-800 230 VAC 26
		- Self-suction explosionproof pumps + litre meter 27
		- Equivalences - Flow 72
	3	HIGH FLOW SELF-SUCTION PETROL PUMPS 27
		- BDP-200 230/400 VAC · Explosionproof or IP-55 27
		- BDP-300 230/400 VAC · Explosionproof or IP-55 27
		- BDP-500 230/400 VAC · Explosionproof or IP-55 or diesel motor 27
		- BDP-1000 400/660 VAC · Explosionproof or IP-55 or diesel motor 27
	4	PORTABLE AND FIXED TRANSFER AND FILTERING KITS 28
		- EPA-50 Ex 12 VDC Kit 28
		- EPG-50 Ex 12 VDC Kit 28
		- EPG-90 12 VDC Kit 28
		- Truck Kit 28
	5	SELF-SUCTION DRILL PUMP 29
		- BT-87 29
	6	CENTRIFUGAL PUMP 29
		- CG-150 230 VAC 29
	7	SELF-SUCTION DIAPHRAGM PUMPS 30
		- Diaphragm pumps of 12 or 24 VDC or 230 VAC 30
	8	MANUAL PUMPS 30-31
		- BP-5 · Manual lever pump 30
		- TMG · Manual bellows pump 30
		- BMP-1 · Manual double action piston pump 31
		- BRM-88 & BRM-U · Aluminium & Plastic rotary pump 31
	9	FUNNELS 31
		- Plastic funnels and accessories 31

TABLE OF CONTENTS

	10	MECHANICAL METERS	32
		- MG-80 · 1 %	32
		- MG-80V with Viton joints · 1 %	32
		- MG-80A Aluminium · 1 %	32
		- MG-80AV Aluminium with Viton joints · 1 %	32
	11	ELECTRONIC METERS	33-34
		- MGE-40 · 0.5 %	33
		- MGE-110 · 0.5 %	33
		- MGE-250 · 0.5 %	33
		- MGE-400 · 0.5 %	33
		- MGI-800	33
		+ GE · Display with hose module	34
		- M Series High flow meters	34
	12	PULSERS	35
		- MGI-80 · 1 %	35
		- MGI-80V with Viton joints · 1 %	35
		- MGI-40 · 0.5 %	35
		- MGI-110 · 0.5 %	35
		- MGE/I-110 · 0.5 %	35
		- MGI-250 · 0.5 %	35
		- MGI-400 · 0.5 %	35
		- MGI-800 · 0.5 %	35
	13	COMPACT · SUPPLY KITS	36
		- COMPACT M · Mechanical	36
		- COMPACT E · Electronic	36
		- COMPACT GE · Electronic	36
	14	TOTEM · SUPPLY KITS	37
		- TOTEM M · Mechanical	37
		- TOTEM E · Electronic	37
		- TOTEM GE · Electronic with preset	37
	15	TECNO · SUPPLY KITS	38
		- STE-GE	38
		- STE-GED · Double	38
		- High flow supply kits	38
	16	OWN CONSUMPTION FLEET CONTROLLER	39-46
		- GK-7 & GK-7M	40
		- GK-7 & GK-7M Communication Kits	41
		- GK-7Plus & GK-7PlusM	42
		- Software Licences	43-46
	17	COMPACT SUPPLY KITS WITH CONTROLLER	47
		- COMPACT K with GK-7	47
		- COMPACT Plus with GK-7Plus	47
	18	TOTEM SUPPLY KITS WITH CONTROLLER	48
		- TOTEM K with GK-7	48
		- TOTEM Plus with GK-7Plus	48
	19	TECNO SUPPLY KITS WITH CONTROLLER	49
		- SHK-C with GK-7	49
		- SH-Plus with GK-7Plus	49
		- SHK-CD · Double with GK-7	49
		- SH-PlusD · Double with GK-7Plus	49
		- SMHK-90C · Biodiesel mixer with GK-7	49
	20	GENIUS · LEVEL INDICATOR	50-52
		- GENIUS	50
		- GENIUS-LUBE	50
		- GENIUS-INOX	50
		- TANK MODEM PLUS KIT	51
		- Examples of software displays	52

TABLE OF CONTENTS



21

HOSE-REELS

- EGC · Series · 3/4" or 1"	53
- Series 5 · 3/4" without hose	53
- Series 6 · 3/4" or 1" without hose	53
- Series 9 · 3/4" without hose	53

22

FUEL MICROFILTERS

54-56

- FG-100 & FG-100G · 5 µm // FG-100BIO · 25 µm	54
- FG-150 · 5 µm // FG-150BIO · 25 µm // FG-150A · 15 µm	54
- FG-300/50 · 50 µm // FG-300/15 Water absorbent · 15 µm	54
- AFG · Metallic cabinet	54
- FG-700 Water absorbent · 15 µm	55
- FG-1000 Water absorbent · 15 µm	55
- FG-300x2 Fixed and mobile filtering kits (2 stages) · 50 / 15 µm water absorbent	55
- FG-700x2 Fixed filtering kit (2 stages) · 50 / 15 µm water absorbent	55
- FG-1000x2 Fixed filtering kit (2 stages) · 50 / 15 µm water absorbent	55
- Fixed and mobile filtering kits with BAG-800 pump	55
- FG-100x2 · FILKIT	55
- York base filters	56
- Check valves with or without York base filter	56
- FF2" 5 bar aluminium vessel filter	56
- Multivalent vessel filter	56
- FUP-1 FF1" filter of 350 µm (micron)	56
- Self-cleaning lower filter	56
- FF3/8" transparent vessel filter	56
- "Y" brass filters	56



23

«BREAKAWAY» FIREPROOF VALVES

56

- 802 · BSP 3/4"xBSP 3/4" · 0-60 l/min	56
- 804 · BSP 1"xBSP 1" · 0-120 l/min	56
- Reconnection valves	56
- «Breakaway» valve for supply kits with submerged pump	56

24

MANUAL AND AUTOMATIC NOZZLES

57

- PT-60 · Manual	57
- PSF-040 · Manual	57
- PE-010 · Manual	57
- PA-60 · Automatic	57
- PA-80 · Automatic	57
- PA-120 · Automatic	57
- PA-140 · Automatic	57
- PA-250 · Automatic	57
- Swivels	57

25

HOSES AND SUCTION KITS

58

- Double layer hoses	58
- Black suction hoses	58
- Transparent suction hoses	58
- Telescopic tube kits	58
- Metallic tube suction kits with check valve and filter	58
- Gravity tank kit	58

26

ACCESSORIES

59

26.1 Adapters and ferrules	59
26.2 Flanges	59
26.3 Nozzle hangers	59
26.4 Pedestal bases	59

27

SUPPORTS, METALLIC BASES AND CABINETS

60

- Universal support	60
- Bases for supply kits	60
- Polythene tank platform	60
- AS · Cabinets for external use	60
- AS-5P · Cabinet with nozzle hanger for external use	60

TABLE OF CONTENTS








	28	TANK ACCESSORIES	61
		<ul style="list-style-type: none"> - Angle check valves 61 - Adjustable anti-siphon valves 61 - Fire cutoff valves 61 - Charging holes 61 - Acoustic overfilling alarm 61 - Overfilling valves 61 	
	29	STORAGE TANKS	62-65
		<ul style="list-style-type: none"> - Single-skinned polythene tanks 62 - Integrally-banded polythene tanks 62 - Spill trays 62 - Approved supply kit 63 - FUELTANK · Storage and supply kits 64 - Complete banded kits 65 - Metallic tanks 65 	
	30	LEVEL INDICATORS	63
		<ul style="list-style-type: none"> - 1 1/2" level indicator 63 - WA level alarm 63 - GENIUS level indicator 63 	
	31	GRG · ROAD TRANSPORT TANKS	66-67
		<ul style="list-style-type: none"> - GRG steel tanks and supply kits 66 - POLYTANK polythene tanks and supply kits 67 	
	32	WATER & ADBLUE/DEF TANKS	68
		<ul style="list-style-type: none"> - Modular and narrow tanks for drinking water 68 - AdBlue/DEF tanks 68 - Cylindrical polyester tanks 68 	
	33	CONTAINERS	68
		<ul style="list-style-type: none"> - Manhole containers 68 - Spilling containers 68 	
	34	INSTALLATION ACCESSORIES	69
		<ul style="list-style-type: none"> - Hydrocarbon separators 69 - Settling Tanks / Sand traps 69 - Sample container 69 	
	35	ELECTRIC AND PNEUMATIC EXTRACTORS-DECONTAMINATORS	70-71
		<ul style="list-style-type: none"> - LG-84 · Electric 70 - LGN-97 · Pneumatic 70 - LGN-200 · Pneumatic 71 	
	1	ADBLUE/DEF SUPPLY KITS	74-75
		<ul style="list-style-type: none"> - AdBlue/DEF supply kits 74 	
		1.1 Pumps	74
		<ul style="list-style-type: none"> - BD-30 · Diaphragm pump 74 - Universal support 74 - BRM-U · Plastic rotary pump 74 	
		1.2 MG-80 mechanical meter	74
		1.3 Electronic gear meters with POM body	75
		<ul style="list-style-type: none"> - MGE-40Blue 75 - MGE-110Blue 75 - MGE-400Blue 75 	
		1.4 Pulsers	75
		<ul style="list-style-type: none"> - MGI-40Blue 75 - MGI-110Blue 75 - MGI-400Blue 75 - MGE/I-110Blue 75 	
		1.5 Nozzles	75
		<ul style="list-style-type: none"> - PT-60 · Manual 75 - PA-60U · Automatic 75 	

TABLE OF CONTENTS

	2	COMPACT & TOTEM · ADBLUE/DEF SUPPLY KITS	76
		- COMPACT BLUE BD-30E	76
		- COMPACT BLUE D-30GE	76
		- TOTEM BLUE BD-30E	76
		- TOTEM BLUE BD-30GE with litre preset	76
		- TOTEM BLUE GE without pump	76
		2.1 Supply kits with GK-7 controller	76
		- COMPACT BLUE BD-30K	76
		- COMPACT BLUE BD-30Plus	76
		- TOTEM BLUE BD-30K	76
		- TOTEM BLUE BD-30Plus	76
	3	TANKS	77
		3.1 BLUE-KITS 3,000 or 5,000 litres	77
		3.2 BLUETANK SLIM-4000	77
		3.3 BLUEBOX-EXF from 1,500 to 10,000 litres	77
	4	GRG · POLYTANK BLUE	78
		- POLYTANK BLUE 200	78
		- POLYTANK BLUE 410	78
	5	HOSE-REELS	78
		- MF3/4" AdBlue hose-reel with 10 m hose	78
		- MF3/4" AdBlue hose-reel with 15 m hose	78
	6	GENIUS-INOX LEVEL INDICATOR	78
		- GENIUS-INOX	78
	1	"MONOBLOC" SELF-SUCTION GEAR PUMPS FOR LUBRICANTS	80-82
		- EA-88 0.37 kW 230 VAC	80
		- EA-88 0.74 kW 230 VAC	80
		- EA-88 0.37 kW 230 VAC with pressure switch	80
		- EA-88 0.74 kW 230 VAC with pressure switch	80
		- EA-90 12 or 24 VDC	81
		- EA-65 230 VAC	81
		- EA-30 230/400 VAC	82
		- EA-50 230/400 VAC	82
		- EA-80 230/400 VAC	82
	2	"BANCADA" SELF-SUCTION GEAR PUMPS FOR LUBRICANTS	82
		- BEA-100 400/660 VAC	82
		- BEA-150 400/660 VAC	82
		- BEA-330 400/660 VAC	82
		- BEA-1000 400/660 VAC	82
	3	FILTERS	83
		- York base filters	83
		- "Y" brass filters	83
		- FGR-25 · Heater filter	83
		- FUP-1 thick mesh filter	83
	4	MANUAL PUMPS	83
		- BP-5 · Manual lever pump	83
		- BMP-1 · Manual double action piston pump	83
		- BRM-88 · Aluminium rotary pump	83
	5	ELECTRIC KITS FOR THE LUBRICANT TRANSFER	84-85
		- Electric kits for 200-litre drums	84
		- Electric kits for 200-litre drums with hose-reel	84
		- Electric kits for 1,000-litre tanks	85
		- Electric kits for 1,000-litre tanks with hose-reel	85
	6	TOTEM - LUBRICANT SUPPLY KITS	85
		- TOTEM-E LUBE · Electronic	85
		- TOTEM-K LUBE with GK-7 controller	85
	7	PNEUMATIC PUMPS	86
		- GM-3 · ratio 3:1	86
		- GM-5 · ratio 5:1	86
		- GC-10/200	86

TABLE OF CONTENTS

	8	PNEUMATIC KITS FOR THE LUBRICANT TRANSFER	87-89
		- KNB-200 for 200-litre drums	87
		- KNP-200 for 200-litre drums	87
		- KDN-1000 for 1,000-litre tanks	88
		- DAN-1000 for 1,000-litre tanks	88
		- KNC-200 mobile kits for 200-litre drums	89
	9	PNEUMATIC LUBRICANT DISPENSER	89
		- DA-24 · Mobile unit of 24 litres	89
	10	PNEUMATIC KITS FOR FIXED INSTALLATIONS	89
		- GM-3 pneumatic wall kit	89
		- GM-5 pneumatic wall kit	89
		- Suction Kit for 200-litre drums	89
		- Suction Kit for 1,000-litre tanks	89
	11	DIAPHRAGM PUMPS	90
		- High flow diaphragm pump for new and waste lubricants	90
		- Diaphragm pumps for brake fluids and antifreeze	90
		- Kits for 200-litre drums	90
	12	HOSE-REELS	91
		- Open hose-reels	91
		- Cased hose-reels	91
		- Adjustable support	91
		- Hose-reel connection hose	91
		- Automatic high capacity hose-reel	91
	13	OIL RECUPERATORS	92
		- RM-60 · Mobile oil recuperator by gravity · 60-litre capacity	92
		- RM-60 + Pneumatic pump	92
		- RF-90 · Oil pit recuperator · 90-litre capacity	92
		- RA-90 · Mobile oil recuperator by gravity · 90-litre-capacity	92
	14	OIL EXTRACTORS	92
		- Mobile pneumatic extractor with oil pan · 90-litre capacity	92
		- AM-20 · Mobile electric extractor	92
	15	LUBRICANT PORTICO	93
		- Supply portico with 3 hose-reels	93
		- Supply portico with 3 hose-reels and GK-7M controller	93
		- Panel to fix the pneumatic pumps and/or hose-reels	93
	16	WORKBENCHES	93
		- BDE-400E · Electrical	93
		- BDN-400E · Pneumatic	93
		- AH-1800 · Metallic tool cabinet	93
	17	NOZZLES FOR THE LUBRICANT SUPPLY AND MEASUREMENT	94
		- PG-40 · Manual nozzle	94
		- PMGE-40 · Electronic nozzle-meter	94
		- Outlets	94
		- Electronic nozzle-meter with outlets	94
		- Manual nozzle with outlets	94
		- P-100 · High flow nozzle	94
	18	GEAR METERS	95
		- MGE-40 · Electronic meter	95
		- MGI-40 · Pulser	95
	19	DISPLAY WITH HOSE MODULE	95
		- GE · DISPLAY WITH HOSE MODULE	95
	20	OWN CONSUMPTION FLEET MULTIHOSE CONTROLLER	96-97
		- GK-7M · Multihose controller	96
		- GENIUS-LUBE · Level indicator	97

TABLE OF CONTENTS

















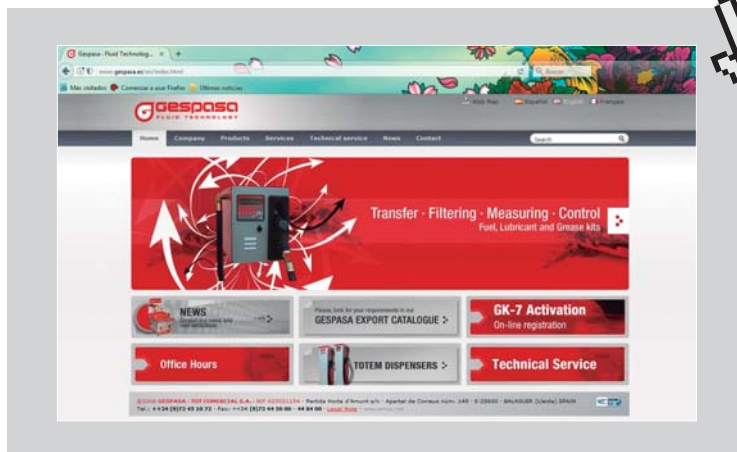
	21	TANK - DP-1000LX · Polythene tank of 1,000 litres	98 98
	22	TANK ACCESSORIES - Bung adapters - 4" F2" adapter plug for 1,000-litre tanks - TAC-1000 · MF3/4" · Nut to adapt to 1,000-litre tanks	98 98 98 98
	23	KIT ACCESSORIES 23.1 Transport trolleys - Pump trolley - C-50 · 50-kg drum trolley - CE-200 · 185-kg drum trolley with a hose-reel assembly - T-200 · transport-elevator trolley of 200-kg drums 23.1 Supports - Metallic protective holder - Pump bracket handle - Wall oil dripping holder - Swinging bracket for hose-reels - Wall pneumatic pump holder - Universal support - Mixed wall dripping holder - Universal hook set	99-100 99 99 99 99 100 100 100 100 100 100 100 100 100
	24	SUCTION / DELIVERY HOSES - R1 suction / delivery hoses	101 101
	25	HOSES AND SUCTION KITS - Black suction hoses - Transparent suction hoses - Metallic tube suction kits with check valve and filter - Metallic tube suction kits with filter	101 101 101 101
	1	MANUAL INDUSTRIAL, LEVER AND PEDAL GREASE KITS - BEP · Manual grease nozzles - DF-50 · Pneumatic high pressure grease nozzle - EG · Manual grease kits - BEF-5 · Manual grease foot pump - EP-16 · Pedal grease kit - Manual gear oil injector	104 104 104 104 104 104
	2	PNEUMATIC GREASE KITS - GN · Pneumatic grease pumps - EMG · Mobile grease kits for drums - EFG · Fixed grease kits	105 105 105
	3	ACCESSORIES 3.1 Grease nipples 3.2 Flexible and rigid couplings 3.3 Greasers 3.4 Dust covers and follower plates	106-109 106 107 108 109
	4	GREASE SUPPLY GUNS AND ROTARY SWIVELS - PG · Supply guns - RG-1 · Rotary swivel - RG-3 · Triple rotary swivel	109 109 109
	5	GREASE HOSE-REELS - Open grease hose-reel - Open grease hose-reels with hose - Cased grease hose-reel - Cased grease hose-reels with hose - Swinging hose-reel bracket	110 110 110 110 110

TABLE OF CONTENTS

	1	METALLIC UNITS 112	
		- Workbenches · standard 112	
		- BRICO-1400 · Workbench 112	
		- Metallic tool cabinets 112	
		- Universal slot panels 112	
	2	RETENTION SPILL BASINS 113	
		- Double retention spill basin · 240 litres 113	
		- Retention spill basin · 1,050 litres 113	
	3	WASTE OIL TANKS 113	
		- TAU 113	
	4	AIR SPRAYERS, PRESSURE SPRAY-PRODUCER AND PNEUMATIC BRAKE BLEEDERS 114	
		- IG · Air sprayers 114	
		- NP-50 INOX · Pressure Spray-producer 114	
		- EF-10 · Pneumatic brake bleeder (2 chambers) 114	
		- EFN-10 · Pneumatic brake bleeder (3 chambers) 114	
	5	COMPRESSED AIR ACCESSORIES 115-116	
		5.1. Compressed air guns 115	
		5.2. Pressure Regulators - Greasers 115	
		5.3. Air/Water Hose-reels 116	
	6	WORKSHOP ACCESSORIES 116	
		- Steel oilcan 116	
		- Funnels 116	
		- Meter container 116	
	1	VEHICLE DECONTAMINATION 117-120	
		- Basic solution · Vehicle decontamination kit 118	
		- Modular solution · Vehicle decontamination portico 119	
		- Customised solution · Vehicle decontamination installation 120	
	1	INSTALLATIONS 121-124	
	2	CUSTOMISED PROJECTS 125	
		WARRANTY 126	

Updated product list in our web site www.gespasa.es





GESPASA · Manufacturing kits since 1974

We are still growing because of you!

New computing warehouse, new management software, new mechanizing metallic transformation machines, new assembly zone, new metrologic laboratory, new products and new markets.

We want to thank you, our friends and customers, the confidence you have in our company and products. We hope to cooperate with you in order to get a continuous improvement of our processes, products and human relationship.



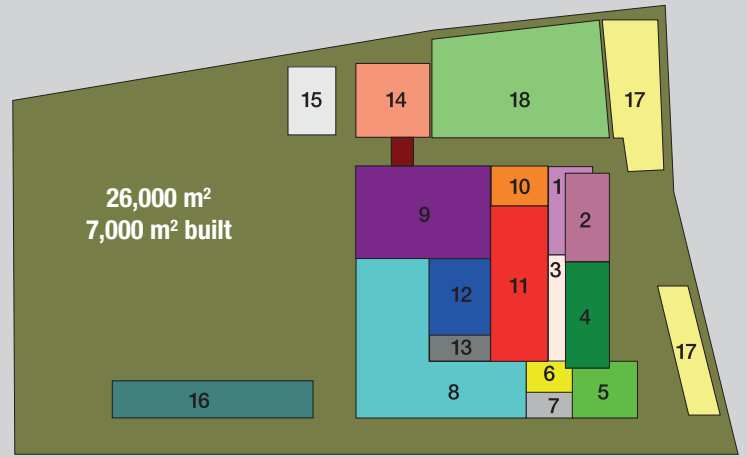
CATALOGUE V15

Important news:


- » Equipment connected to the software “on demand” DieselPlus (pages 43-46)
- » Meters, controllers and level indicators with automatic connection and data base access through the Internet (pages 32-48)
- » Oval gear meters. Wide range of meters with high accuracy for fuel, lubricants and AdBlue/DEF (pages 32-34)
- » FG-100 · Microfilter of 2-litre capacity with aluminium heading & high capacity aluminium microfilters (pages 54-56)
- » GENIUS level indicator with communication via cable or wireless (pages 50-52)
- » New range of pumps and kits for Adblue/DEF (pages 74-75)
- » Lubricant Management System (pages 96-97)



OUR FACILITIES



- 1 - Showroom
- 2 - Training
- 3 - Meeting rooms
- 4 - Offices
- 5 - Plastic injection area
- 6 - Prototype test area
- 7 - S.A.T.
- 8 - Metallic Transformation
- 9 - Warehouse
- 10 - Laboratory and calibration
- 11 - Assembly area
- 12 - Mechanizing area
- 13 - Moulds and tools
- 14 - Paint
- 15 - Wear test area
- 16 - Tank warehouse
- 17 - Parking
- 18 - «Oxygen» garden



OUR FACILITIES





FUELS

50
l/min110
VAC230
VAC

IRON-50 230 V



Equivalence box / Flow curves [page 72](#)



*Note: Free outlet flow
The final flow is subject to the accessories and the installation conditions (refer to page 72).

DESCRIPTION

CODE

50 l/min 110 or 230 VAC

IRON-50 230 VAC
IRON-50 110 VAC

00190
00192

- Self-suction - self-priming. Eccentric of self-adjusting blades
- With recirculation bypass
- Suction: 2.7 m · Delivery: 30 m
- Priming pipe suction: 5 m
- Consumption: 1.2-2 A
- Motor: 0.25 kW 230 VAC self-ventilated 50/60 Hz · single-phase · thermal protector
- IP-55 Protection
- S1 Continuous duty
- 3,000 rpm
- Connection through F1" (BSP) threads and flanges
- It has built in a cleaning steel filter of 350 µm (micron)
- ON/OFF luminous switch with IP-55 protection
- 3 m electric cable with approved plug
- Anti-rust treatment



■ Optional accessories (page 59)

- F1" aluminium flange complete kit with DIN.912 Allen screw

800003022

SE-50 230 V with MGE-110 without base



S-50 230 V with metallic base no. 4







*Nozzle and hose not included



Connection detail of the meter to the pump with a long union flange

S-50 230 V · PUMP WITH LITRE METER

Pump	Meter	Base		
		Without base	Universal support	Metallic no. 4
 IRON-50 230 VAC	 MG-80 · Mechanical	•	•	•
		•	•	•
 MGE-110 · Electronic	 MGE-110 · Electronic	•	•	•
		•	•	•

31594-CF00000
30844-CF00000
30702-CF00000

31612-CF00000
30845-CF00000
30713-CF00000

■ Optional accessories

- PSF-040 · Manual nozzle + 4 m Ø19 mm delivery hose with adapters in both ends
- PA-60 · Automatic nozzle + 4 m Ø19 mm delivery hose with adapters in both ends
- M1" long union flange complete kit in PA+Fibreglass (page 59)
- STAINLESS sieve-filter of 350 µm (micron) Ø33 mm (page 59)

803406072

803406073

800003027

460000003

■ Suction kits (refer to page 58)

KIT EQUIPE



mm (approx.)
585
620 330

KIT EQUIPE + MG-80

55050-CF00000

KIT EQUIPE + MGE-110

55051-CF00000

Composed of:

- IRON-50 230 VAC pump
- MG-80 mechanical or electronic MGE-110 meter
- FG-100 transparent microfilter of 2-litre capacity · 5 µm (micron) · water-repellent
- AS-5B outdoors cabinet made of steel with a lower opening to pass the hose, inner hanger for a nozzle and locking with key and/or padlock (padlock not included).

DESCRIPTION

CODE

50 l/min 230 VAC

S-50 230 V KIT + MG-80 + AS-5P
SE-50 230 V KIT + MGE-110 + AS-5P

55110-CF00000
 55111-CF00000

Composed of:

- IRON-50 230 VAC pump
- MG-80 mechanical or MGE-110 electronic meter
- AS-5P outdoors cabinet made of steel with a lower opening to pass the hose, with nozzle hanger and micro-switch, stopping automatically the pump when the nozzle is hung, and locking with key and/or padlock (*padlock not included*).








50 l/min
110 VAC
230 VAC

HORIZONTAL COMPLETE KITS WITH IRON-50 230 V PUMP

The horizontal kits are equipped with:

- IRON-50 230 VAC pump (*with or without litre meter*)
- Manual or automatic nozzle
- Accessories:
 - 4 m Ø3/4" antistatic double layer delivery hose special for diesel, with adapters in both ends
 - 1.70 m Ø25 mm hose special for diesel
 - 2 M1"x25PP adapters
 - 2 25x40 mm brackets
 - PP lower filter

Pump	Accessories	Meter	Nozzle	
 IRON-50 230 VAC				
•	•	Without meter	•	•
•	•			
•	•	 Mechanical MG-80	•	•
•	•			
•	•	 Electronic MGE-110	•	•
•	•			






16000-CF00000
 16000-CF00001
 16001-CF00000
 16001-CF00001
 16002-CF00000
 16002-CF00001



VERTICAL COMPLETE KITS WITH TELESCOPIC TUBE AND IRON-50 230 V PUMP

The vertical kits are equipped with:

- IRON-50 230 VAC pump (*with or without litre meter*)
- Manual or automatic nozzle
- Accessories:
 - M1" F1 1/4" telescopic tube kit, height 1.90 m with filter built in
 - 4 m Ø3/4" antistatic double layer delivery hose special for diesel, with adapters in both ends
 - MF1" brass elbow

Pump	Accessories	Meter	Nozzle	
 IRON-50 230 VAC				
•	•	Without Meter	•	•
•	•			
•	•	 Mechanical MG-80	•	•
•	•			
•	•	 Electronic MGE-110	•	•
•	•			

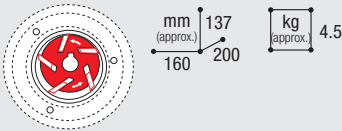
16003-CF00000
 16003-CF00001
 16004-CF00000
 16004-CF00001
 16005-CF00000
 16005-CF00001



SE-50V 230 V KIT + MGE-110

50
l/min12/24
VDC

IRON-50 (12 or 24 VDC)

+ Equivalence box / Flow curves [page 72](#)

*Note: Free outlet flow
The final flow is subject to the accessories and the installation conditions (refer to page 72).

DESCRIPTION

CODE

50 l/min 12 or 24 VDC

IRON-50 12 VDC
IRON-50 24 VDC

00001
00011

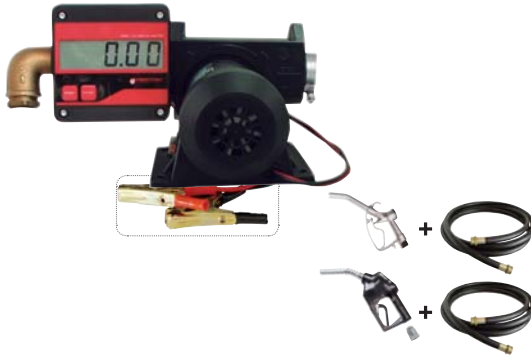
- Self-suction - self-priming. Eccentric of self-adjusting blades
- With recirculation bypass
- Suction: 2.7 m · Delivery: 20 m
- Priming pipe suction: 5 m
- Consumption: 18-24 A (12 VDC) and 9-17 A (24 VDC)
- Motor: 0.30 kW (12 and 24 VDC) self-ventilated with dust protection
- 3,000 rpm
- Operation: S2 30'
- Connection through F1" (BSP) threads and flanges
- It has built in a cleaning steel filter of 350 µm (micron)
- ON/OFF luminous switch with IP-55 protección
- 2 m cable with clamps
- Anti-rust treatment

S-50 12/24 V with metallic base no. 4

*Nozzle and hose not included



SE-50 12/24 V + MGE-110 without base



S-50 BATTERY · PUMP WITH LITRE METER

Pump		Meter	Base
IRON-50			
12 VDC	24 VDC		Metallic no. 4
•	•	Mechanical MG-80	
•	•		
•	•	Electronic MGE-110	
•	•		

31014-CF00000
31014-CF00001
30011-CF00000
30011-CF00001

31273-CF00000
31273-CF00001
30412-CF00000
30412-CF00001

■ Optional accessories:

- PSF-040 · Manual nozzle + 4 m Ø19 mm delivery hose with adapters in both ends
- PA-60 · Automatic nozzle + 4 m Ø19 mm delivery hose with adapters in both ends

803406072

803406073

DIESEL BATTERY KIT 12 or 24 VDC



mm (approx.)
195
350 305
kg (approx.)
8.25

DIESEL BATTERY KIT 12 VDC
DIESEL BATTERY KIT 24 VDC

14193-CF00000
14193-CF00001

- IRON-50 12 or 24 VDC pump
- PSF-040 · Manual aluminium nozzle with F1" swivel and curved spout
- 4 m Ø19 mm double layer delivery diesel hose with adapters in both ends
- PP Lower filter with STAINLESS mesh
- 2 25x40 mm brackets
- 1" PP adapter
- It is supplied with a printed box.

DESCRIPTION

CODE

50 l/min 12 or 24 VDC

HORIZONTAL COMPLETE KITS WITH IRON-50 12 or 24 VDC PUMP

The horizontal kits are equipped with:

- IRON-50 12 or 24 VDC pump (with or without litre meter)
- Manual or automatic nozzle
- Accessories:
 - 4 m Ø19 mm antistatic double layer delivery hose special for diesel, with adapters in both ends
 - 1.70 m Ø21 mm hose special for diesel
 - M3/4"x26PP adapter
 - 2 23x35 mm bracket
 - PP lower filter

Pump		Accessories	Meter	Nozzle	
IRON-50 12 VDC	24 VDC			Manual PSF-040	Automatic PA-60 (swivel included)
•	•	•	Without Meter	•	•
•	•	•		•	•
•	•	•		•	•
•	•	•	Mechanical MG-80	•	•
•	•	•		•	•
•	•	•		•	•
•	•	•	Electronic MGE-110	•	•
•	•	•		•	•
•	•	•		•	•

- 16024-CF00000
- 16024-CF00001
- 16024-CF00002
- 16024-CF00003
- 16025-CF00000
- 16025-CF00001
- 16025-CF00002
- 16025-CF00003
- 16026-CF00000
- 16026-CF00001
- 16026-CF00002
- 16026-CF00003



50
l/min

12/24
VDC

SE-50H BATTERY KIT + MGE-110

VERTICAL COMPLETE KITS WITH TELESCOPIC TUBE AND IRON-50 12 or 24 VDC PUMP

The vertical kits are composed of:

- IRON-50 12 or 24 VDC pump (with or without litre meter)
- Manual or automatic nozzle
- Accessories:
 - M1" F1 1/4" telescopic tube kit, height 1.90 m with filter built in
 - 4 m Ø19 mm antistatic double layer delivery hose special for diesel, with adapters in both ends

Pump		Accessories	Meter	Nozzle	
IRON-50 12 VDC	24 VDC			Manual PSF-040	Automatic PA-60 (swivel included)
•	•	•	Without Meter	•	•
•	•	•		•	•
•	•	•		•	•
•	•	•	Mechanical MG-80	•	•
•	•	•		•	•
•	•	•		•	•
•	•	•	Electronic MGE-110	•	•
•	•	•		•	•
•	•	•		•	•

- 16027-CF00000
- 16027-CF00001
- 16027-CF00002
- 16027-CF00003
- 16028-CF00000
- 16028-CF00001
- 16028-CF00002
- 16028-CF00003
- 16029-CF00000
- 16029-CF00001
- 16029-CF00002
- 16029-CF00003



SE-50V BATTERY KIT + MGE-110

75
l/min

230
VAC

0,5
kW

IRON-75



+ Equivalence box / Flow curves [page 72](#)



*Note: Free outlet flow
The final flow is subject to the accessories and the installation conditions (refer to page 72).

DESCRIPTION

CODE

75 l/min 230 VAC

IRON-75 230 VAC

00350

- Self-suction - self-priming. Eccentric of self-adjusting blades
- With recirculation bypass
- Suction: 2.7 m · Delivery: 30 m
- Priming pipe suction: 5 m
- Consumption: 1.9-4.5 A
- Motor: 0.5 kW 230 VAC self-ventilated 50/60 Hz single-phase
- With thermal protector
- S1 Continuous duty
- IP-55 Protection
- 3,000 rpm
- Connection through F1" (BSP) threads and flanges
- It has built in a cleaning steel filter of 350 µm (micron).
- ON/OFF luminous switch
- 3 m electric cable with approved plug
- Anti-rust treatment



■ Optional accessories (page 59)

- F1" aluminium flange complete kit with DIN.912 Allen screw



800003022

SE-75 + MGE-110 without base



*Nozzle and hose not included

S-75 with metallic base no. 4



Connection detail of the meter to the pump with a long union flange

Suction valve with check valve and filter




Suction kit with anti-siphon valve



FUP-1 filter



S-75 · PUMP WITH LITRE METER

Pump	Meter	Base		
		without base	Universal support	Metallic no. 4
 IRON-75 230 VAC	 Mechanical MGE-80	•	•	•
		•	•	•
 Electronic MGE-110	Electronic MGE-110	•	•	•
		•	•	•

31930-CF00000
33290-CF00000
33300-CF00000

31931-CF00000
33291-CF00000
33301-CF00000

■ Optional accessories

- PSF-040 · Manual nozzle + 4 m Ø25 mm delivery hose with adapters in both ends
- PA-80 · Automatic nozzle + 4 m Ø25 mm delivery hose with adapters in both ends
- Suction kit with check valve and 1 1/4" filter + 3 m hose
height 1.65 m (page 58)
height 1.90 m (page 58)
- Suction kit with check valve and 1 1/4" filter, ball valve and anti-siphon valve + 3 m hose
height 1.65 m (page 58)
height 1.90 m (page 58)
- FUP-1 FF1" filter of 350 µm (micron) (page 56)

803406074

803406075

35520

35530

35522

35532

66030

DESCRIPTION

CODE

75 l/min 230 VAC

S-75 230 VAC KIT + MG-80 + AS-5P
SE-75 230 VAC KIT + MGE-110 + AS-5P

55250-CF00000
 55251-CF00000






It is equipped with:

- IRON-75 230 VAC pump
- MG-80 mechanical or MGE-110 electronic meter
- AS-5P outdoors cabinet made of steel with a lower opening to pass the hose, with nozzle hanger and micro-switch, stopping automatically the pump when the nozzle is hung, and locking with key and/or padlock (*padlock not included*).

HORIZONTAL COMPLETE KITS WITH IRON-75 230 V PUMP

The horizontal kits are equipped with:






- IRON-75 230 VAC pump (*with or without litre meter*)
- Manual or automatic nozzle
- Accessories:
 - 4 m Ø25 mm antistatic double layer delivery hose special for diesel, with adapters in both ends
 - 1.70 m Ø25 mm hose special for diesel
 - 1" York filter
 - 2 x 25x40 mm brackets
 - 2 x M1"x25 PP adapters
 - FF1" brass union

Pump	Accessories	Meter	Nozzle
 IRON-75 230 VAC			 Manual PSF-040  Automatic PA-80 (swivel included)
		Without Meter	
		 Mechanical MG-80	
		 Electronic MGE-110	

VERTICAL COMPLETE KITS WITH TELESCOPIC TUBE AND IRON-75 230 V PUMP

The vertical kits are equipped with:

- IRON-75 230 VAC pump (*with or without litre meter*)
- Manual or automatic nozzle
- Accessories:
 - M1" F1 1/4" telescopic tube kit, height 1.90 m with filter built in
 - 4 m Ø25 mm antistatic double layer delivery hose special for diesel, with adapters in both ends

Pump	Accessories	Meter	Nozzle
 IRON-75 230 VAC			 Manual PSF-040  Automatic PA-80 (swivel included)
		Without Meter	
		 Mechanical MG-80	
		 Electronic MGE-110	

75
l/min

230
VAC

0,5
kw



16006-CF00000
 16006-CF00001

16007-CF00000
 16007-CF00001

16008-CF00000
 16008-CF00001



16009-CF00000
 16009-CF00001

16010-CF00000
 16010-CF00001

16011-CF00000
 16011-CF00001

SE-75V 230 V KIT + MGE-110

80
l/min

12/24
VDC

AG-90 12 or 24 VDC



mm (approx.) 175 165 350
kg (approx.) 15,5

AG-90 12 or 24 VDC with switch



Equivalence box / Flow curves [page 72](#)

*Note: Free outlet flow
The final flow is subject to the accessories and the installation conditions (refer to page 72).

DESCRIPTION

CODE

80 l/min 12 or 24 VDC

- AG-90 12 VDC
- AG-90 24 VDC
- AG-90 12 VDC WITH SWITCH
- AG-90 24 VDC WITH SWITCH

- 00040
- 00050
- 00042
- 00052

- Self-suction - self-priming. Eccentric or self-adjusting blades
- With recirculation bypass
- Suction: 2.7 m · Delivery: 20 m
- Priming pipe suction: 5 m
- Consumption: 35-53 A (12 VDC) and 24-32 A (24 VDC)
- Motor: 0.37 kW (12 and 24 VDC) self-ventilated, dust protected
- Tropicalised
- Continuous duty
- IP-55 Protection
- 1,500 rpm
- Connection through F1" (BSP) threads and flanges
- 3 m cable with clamps
- Anti-rust treatment



Optional accessories (page 59)

- F1" aluminium flange complete kit with DIN.912 Allen screw

800003022

SAGE-90 + MGE-110 without base




*Nozzle and hose not included

SAG-90 with metallic base no. 4



mm (approx.) 325 375 450
kg (approx.) 23.6



Connection detail of the meter to the pump with a long union flange



Optional accessories

- PSF-040 · Manual nozzle + 4 m Ø25 mm delivery hose with adapters in both ends
- PA-80 · Automatic nozzle + 4 m Ø25 mm delivery hose with adapters in both ends
- Suction kit with check valve and 1 1/4" filter + 3 m hose
height 1.65 m (page 58)
height 1.90 m (page 58)
- Suction kit with check valve and 1 1/4" filter, ball valve and anti-siphon valve + 3 m hose
height 1.65 m (page 58)
height 1.90 m (page 58)
- FUP-1 FF1" filter of 350 µm (micron) (page 56)

803406074





803406075

35520
35530

35522
35532

66030

SAG-90 · PUMP WITH LITRE METER

Pump	Meter	Base		
		without base	Universal support	Metallic no. 4
 AG-90 12 VDC 24 VDC	 Mechanical MG-80	•	•	•
		•	•	•
•		•	•	
•		•	•	
•		•	•	
•		•	•	
 Electronic MGE-110	 Mechanical MG-80	•	•	•
		•	•	•
•		•	•	
•		•	•	
•		•	•	
•		•	•	

31090-CF00000
31090-CF00001
33120-CF00000
33120-CF00001
30120-CF00000
30120-CF00001

31332-CF00000
31332-CF00001
33180-CF00000
33180-CF00001
30474-CF00000
30474-CF00001

DESCRIPTION

CODE

80 l/min 12 or 24 VDC

HORIZONTAL COMPLETE KITS WITH AG-90 12 or 24 VDC PUMP

The horizontal kits are equipped with:

- AG-90 12 or 24 VDC pump (with or without litre meter)
- Manual or automatic nozzle
- Accessories:
 - 4 m Ø25 mm antistatic double layer delivery hose special for diesel, with adapters in both ends
 - 1.70 m Ø25 mm hose special for diesel
 - 1" York filter
 - 2 x 25x40 mm brackets
 - 2 x M1"x25 PP adapters
 - FF1" brass union

Pump		Accessories	Meter	Nozzle	
12 VDC	24 VDC			Manual PSF-040	Automatic PA-80 (swivel included)
•	•	•	Without meter	•	•
•	•	•		•	•
•	•	•		•	•
•	•	•	Mechanical MG-80	•	•
•	•	•		•	•
•	•	•		•	•
•	•	•	Electronic MGE-110	•	•
•	•	•		•	•
•	•	•		•	•

- 16012-CF00000
- 16012-CF00001
- 16012-CF00002
- 16012-CF00003
- 16013-CF00000
- 16013-CF00001
- 16013-CF00002
- 16013-CF00003
- 16014-CF00000
- 16014-CF00001
- 16014-CF00002
- 16014-CF00003



SAGE-90H KIT + MGE-110

VERTICAL COMPLETE KITS WITH TELESCOPIC TUBE AND AG-90 12 or 24 VDC PUMP

The vertical kits are equipped with:

- AG-90 12 or 24 VDC pump (with or without litre meter)
- Manual or automatic nozzle
- Accessories:
 - M1" F1 1/4" telescopic tube kit, height 1.90 m with filter built in
 - 4 m Ø25 mm antistatic double layer delivery hose special for diesel, with adapters in both ends

Pump		Accessories	Meter	Nozzle	
12 VDC	24 VDC			Manual PSF-040	Automatic PA-80 (swivel included)
•	•	•	Without Meter	•	•
•	•	•		•	•
•	•	•		•	•
•	•	•	Mechanical MG-80	•	•
•	•	•		•	•
•	•	•		•	•
•	•	•	Electronic MGE-110	•	•
•	•	•		•	•
•	•	•		•	•

- 16015-CF00000
- 16015-CF00001
- 16015-CF00002
- 16015-CF00003
- 16016-CF00000
- 16016-CF00001
- 16016-CF00002
- 16016-CF00003
- 16017-CF00000
- 16017-CF00001
- 16017-CF00002
- 16017-CF00003



SAGE-90V KIT

80 l/min

12/24 VDC

100 l/min

230 VAC

1 kW



mm (approx.) 245
365 165

kg (approx.) 15.15

+ Equivalence box / Flow curves page 72

Note: Free outlet flow
The final flow is subject to the accessories and the installation conditions (refer to page 72).

DESCRIPTION

CODE

100 l/min 230 VAC

AG-100 (1 kW) 230 VAC

00360

- Self-suction - self-priming. Eccentric of self-adjusting blades
- With recirculation bypass
- Suction: 2.7 m · Delivery: 30 m
- Priming pipe suction: 5 m
- Consumption: 4-6 A
- Motor: 1 kW 230 VAC 50/60 Hz self-ventilated · single-phase
- With thermal protector
- IP-55 protection
- S1 continuous duty
- 1,500 rpm
- Connection through F1" (BSP) threads and flanges
- ON/OFF luminous switch
- 3 m electric cable with approved plug
- Anti-rust treatment



Optional accessories (page 59)

- F1" aluminium flange complete kit with DIN.912 Allen screw

800003022

SAGE-100 + MGE-110 without base



SAG-100 with metallic base no. 4



mm (approx.) 370
480 325

kg (approx.) 24.1

*Nozzle and hose not included



Connection detail of the meter to the pump with a long union flange



Optional accessories

- PSF-040 · Manual nozzle + 4 m Ø25 mm delivery hose with adapters in both ends
- PA-80 · Automatic nozzle + 4 m Ø25 mm delivery hose with adapters in both ends
- Suction kit with check valve and 1 1/4" filter + 3 m hose
height 1.65 m (page 58)
height 1.90 m (page 58)
- Suction kit with check valve and 1 1/4" filter, ball valve and anti-siphon valve + 3 m hose
height 1.65 m (page 58)
height 1.90 m (page 58)
- FUP-1 FF1" filter of 350 µm (micron) (page 56)

SAG-100 230 VAC · PUMP WITH LITRE METER

Pump	Meter	Base		
 AG-100 230 VAC	 Mechanical MG-80	without base	Universal support	Metallic no. 4
	 Electronic MGE-110			

31940-CF00000
33310-CF00000
33320-CF00000

31941-CF00000
33311-CF00000
33321-CF00000

803406074

803406075

35520
35530

35522
35532

66030

DESCRIPTION

CODE

100 l/min 230 VAC

SAG-100 KIT + MG-80 + AS-5
SAGE-100 KIT + MGE-110 + AS-5

55040-CF00000
55041-CF00000






It is equipped with:

- AG-100 230 VAC pump
- MG-80 mechanical or electronic MGE-110 meter
- AS-5B outdoors cabinet made of steel with a lower opening to pass the hose, inner hanger for a nozzle and locking with key and/or padlock (*padlock not included*).

HORIZONTAL COMPLETE KITS WITH AG-100 PUMP

The horizontal kits are equipped with:

- AG-100 230 VAC pump (*with or without litre meter*)
- Manual or automatic nozzle
- Accessories:
 - 4 m Ø25 mm antistatic double layer delivery hose special for diesel, with adapters in both ends
 - 1.70 m Ø25 mm hose special for diesel
 - 1" York filter
 - 2 x 25x40 mm brackets
 - 2 x M1"x25 PP adapters
 - FF1" brass union

Pump	Accessories	Meter	Nozzle	
 AG-100 230 VAC				
		without meter		
		 Mechanical MG-80		
		 Electronic MGE-110		

16018-CF00000
16018-CF00001
16019-CF00000
16019-CF00001
16020-CF00000
16020-CF00001








100 l/min
230 VAC
1 kW

VERTICAL COMPLETE KITS WITH TELESCOPIC TUBE AND AG-100 PUMP

The vertical kits are equipped with:

- AG-100 230 VAC pump (*with or without litre meter*)
- Manual or automatic nozzle
- Accessories:
 - M1" F1 1/4" telescopic tube kit, height 1.90 m with filter built in
 - 4 m Ø25 mm antistatic double layer delivery hose special for diesel, with adapters in both ends

Pump	Accessories	Meter	Nozzle	
 AG-100 230 VAC				
		Without Meter		
		 Mechanical MG-80		
		 Electronic MGE-110		

16021-CF00000
16021-CF00001
16022-CF00000
16022-CF00001
16023-CF00000
16023-CF00001



2 SELF-SUCTION EXPLOSIONPROOF PETROL PUMPS

50
l/min

12/24
VDC

230
VAC



IRON-50 Ex 230 VAC
IRON-50 Ex 12 or 24 VDC



mm (approx.) 150
270 165

kg (approx.) 11.8

+ Equivalence box / Flow curves [page 72](#)

Note: Free outlet flow
The final flow is subject to the accessories and the installation conditions (refer to page 72).

DESCRIPTION

CODE

50 l/min 230 VAC · 12/24 VDC

IRON-50 Ex 230 VAC

10035

IRON-50 Ex 12 VDC
IRON-50 Ex 24 VDC

10063
10153

- Self-suction - self-priming, explosionproof, eccentric of self-adjusting blades
- With recirculation bypass
- Suction: 2.7 m
- Priming pipe suction: 5 m
- Consumption: 1-1.8 A (230 VAC) / 20-27 A (12 VDC) · 10-14 A (24 VDC)
- 2,850 rpm (230 VAC) / 3,000 rpm (12 or 24 VDC)
- Motor: 0.18 kW 230 VAC - 50 Hz single-phase / 12 or 24 VDC · EExd
- With thermal protector - IP-55 protection
- Motor zone classification: II 2G Ex dc IIB T4 - Certificate LOM 15ATEX0124
- Operation: S2 30'
- Connection through F1" (BSP) threads and flanges
- ON/OFF switch
- 3 m cable
- Anti-rust treatment

80
l/min

12
VDC

230
VAC



AG-800
AG-900



AG-800 mm (approx.) 155
350 165

kg (approx.) 17.4

AG-900 mm (approx.) 155
400 165

kg (approx.) 19

+ Equivalence box / Flow curves [page 72](#)

Note: Free outlet flow
The final flow is subject to the accessories and the installation conditions (refer to page 72).

80 l/min 230 VAC · 12 VDC

AG-800 230 VAC

10040

AG-900 12 VDC

10070

- Self-suction - self-priming, explosionproof, eccentric with self-adjusting blades
- With recirculation bypass system
- Suction: 2.7 m
- Priming pipe suction: 5 m
- Consumption: 2.3-3.5 A (230 VAC) · 42-50 A (12 VDC)
- 1,430 rpm (230 VAC) · 1,650 rpm (12 VDC)
- Motor: 0.37 kW 230 VAC 50 Hz single-phase or 12 VDC EExd
- Thermal protector - IP-55 protection
- Motor zone classification: II 2G Ex dc IIB T4 - Certificate LOM 15ATEX0124
- Operation: S2 30' (230 VAC) · S2 20' (12 VDC)
- Connection: F1" (BSP) threads and flanges
- ON/OFF Switch
- 3 m cable (AG-800) · 1.5 m cable (AG-900)
- Anti-rust treatment



■ Optional accessories ([page 59](#))

- F1" aluminium flange complete kit with DIN.912 Allen screw


800003022

150
l/min

230/400
VAC




BAG-800



mm (approx.) 220
400 330

kg (approx.) 33.5

SBAG-800



mm (approx.) 220
420 330

kg (approx.) 35.8

+ Equivalence box / Flow curves [page 72](#)

Note: Free outlet flow
The final flow is subject to the accessories and the installation conditions (refer to page 72).

150 l/min 230/400 VAC

BAG-800 230/400 VAC
BAG-800 230 VAC

27520
27580

- Self-suction - self-priming, explosionproof, eccentric with self-adjusting blades
- With recirculation bypass system
- Consumption: 3.3-5.8 A (230/400 VAC) · 5.7-6.3 A (230 VAC)
- Motor: 1 kW 230/400 VAC 50 Hz Triphase
1 kW 230 VAC 50 Hz Single-phase
- Explosionproof (ATEX)
- 1,410 rpm · With thermal protector
- Operation: S1
- Bypass pressure: 3-3,5 bar
- Motor zone classification: II 2G EEx d IIB T3
- Motor certificate: TÜV IT11 ATEX-012X
- Inlet/outlet connection: 1 1/2" (BSP)
- Anti-rust treatment

SBAG-800E 230/400 VAC (BAG-800 + MGE-250)
SBAG-800E 230 VAC (BAG-800 + MGE-250)

27530
27600

Supply kit composed of:

Self-suction bedplate pump with EExd (ATEX) motor and wheel system with MGE-250 electronic meter.

DESCRIPTION

CODE

SA · PUMP WITH MG-80AV LITRE METER · 50-80 l/min

SA-50 Ex 230 VAC · PUMP WITH LITRE METER	31950-CF00000
SA-50 Ex 230 VAC · PUMP WITH LITRE METER + BASE no. 4	33330-CF00000
SA-50 Ex 12 VDC · PUMP WITH LITRE METER	31960-CF00000
SA-50 Ex 12 VDC · PUMP WITH LITRE METER + BASE no. 4	33340-CF00000
SAG-800A Ex 230 VAC · PUMP WITH LITRE METER + BASE no. 4	33350-CF00000
SAG-900A Ex 12 VDC · PUMP WITH LITRE METER + BASE no. 4	33360-CF00000

■ Nozzle and hose not included (refer to page 57-58)

■ Optional accessories

- Universal support (page 60)
- Metallic base no. 4 (page 60)
- M1" complete long union flange kit in PA + Fibreglass (page 59)

800404259
800400011
800003027



Universal support



Metallic base no. 4



80 l/min

230 VAC



HIGH FLOW PUMPS

- Bedplate self-suction vane pumps of high flow, positive displacement, constant flow, inaudible and heavy-duty
- The transfer is quick, uniform and inaudible.
- It is specially intended for the transfer of high volumes, S1 continuous duty for fuel tank charging and discharging, storage of fuel, hydrocarbon, petrol, diesel, kerosene and other non-corrosive liquids and without solid particles in suspension.
- All the pumps have built in the bypass valve.
- Working pressure: 3.5 bar
- Motor: EExd IIB T4 230/400 VAC 50 Hz · IP-55 protection, IP-55 or motor diesel

BDP-200 · F1 1/2" · EExd  10100

BDP-200 · F1 1/2" · IP-55 10101

- Flow: 200 l/min · Power: 2.2 kW
- Recommended tube diameters: suction 2" - delivery 2"

BDP-300 · F2 1/2" · EExd  10120

BDP-300 · F2 1/2" · IP-55 10121

- Flow: 300 l/min · Power: 2.2 kW
- Recommended tube diameters: suction 3" - delivery 3"

BDP-500 · F2 1/2" · EExd  10110

BDP-500 · F2 1/2" · IP-55 10111

- Flow: 500 l/min · Power: 4 kW
- Recommended tube diameters: suction 3" - delivery 3"

BDP-1000 · F3" · EExd  10130

BDP-1000 · F3" · IP-55 10131

- Flow: 1,000 l/min · Power: 7.5 kW
- Recommended tube diameters: suction 4" - delivery 4"
- Motor EExd IIB T4 400/660 VAC 50 Hz · IP-55 protection




BDP-200 $\begin{matrix} \text{mm} \\ \text{(approx)} \end{matrix} \begin{matrix} 285 \\ 880 \end{matrix} \begin{matrix} \text{kg} \\ \text{(approx)} \end{matrix} \begin{matrix} 85.5 \\ 325 \end{matrix}$

BDP-300 $\begin{matrix} \text{mm} \\ \text{(approx)} \end{matrix} \begin{matrix} 345 \\ 1000 \end{matrix} \begin{matrix} \text{kg} \\ \text{(approx)} \end{matrix} \begin{matrix} 125 \\ 355 \end{matrix}$

BDP-500 $\begin{matrix} \text{mm} \\ \text{(approx)} \end{matrix} \begin{matrix} 345 \\ 1050 \end{matrix} \begin{matrix} \text{kg} \\ \text{(approx)} \end{matrix} \begin{matrix} 148.5 \\ 365 \end{matrix}$

BDP-1000 $\begin{matrix} \text{mm} \\ \text{(approx)} \end{matrix} \begin{matrix} 405 \\ 1264 \end{matrix} \begin{matrix} \text{kg} \\ \text{(approx)} \end{matrix} \begin{matrix} 227 \\ 420 \end{matrix}$



Pump with meter
■ Optional: meter

DIESEL MOTOR

BDP-500 · F2 1/2" · Diesel motor 10113

BDP-1000 · F3" · Diesel motor 10133

50
l/min

12/24
VDC



EPAE-50 Ex kit with hose-reel



mm (approx.) 620
650 520

kg (approx.) 66

Automatic nozzle



DESCRIPTION

CODE

PORTABLE KITS - 50 l/min 12/24 VDC

- EPA-50 Ex 12 VDC KIT without hose-reel *
- EPAE-50 Ex 12 VDC KIT with hose-reel of 10 m *

66220-CF00000
66230-CF00000

- The GESPASA portable aviation kit is a compact, independent and smooth kit, specially designed for the microfiltered dry fuel supply to helicopters and light aircrafts.
- This kit has built in a GESPASA pump of 12 or 24 VDC or 230 VAC and a separator filter with a filtering cartridge gauge, with or without hose-reel.

Technical Data:

- IRON-50 Ex 12 VDC self-suction pump
- Water absorbent microfilter with a filtering cartridge gauge, approved of aviation
- Differential manometer
- 4 m Ø19 mm suction hose
- Automatic nozzle special for aviation petrol
- STAINLESS connections
- 4 m earth cable with clamp
- Polyamide nozzle holder

System flow: 44 l/min

**It is also available at 24 VDC or 230 VAC.*

Petrol

- EPG-50 Ex 12 VDC KIT + FG-100G MICROFILTER *
- EPGE-50 Ex 12 VDC KIT + FG-100G MICROFILTER with hose-reel

66221-CF00000
66231-CF00000

- Kit for the petrol transfer and filtering
- This kit is similar to the above one with brass connections, the PA-80G standard nozzle, FG-100G microfilter of 5 µm (micron)
- It does not have built in the differential manometer.

**It is also available at 24 VDC or 230 VAC.*

Diesel

- EPG-90 12 VDC KIT + FG-100 MICROFILTER *
- EPGE-90 12 VDC KIT + FG-100 MICROFILTER with hose-reel *

66300-CF00000
66301-CF00000


- Kit for the diesel transfer and filtering

Composed of:

- AG-90 12 VDC self-suction pump
- PA-120 · Automatic nozzle
- FG-100 · Transparent microfilter of 5 µm (micron)

**It is also available at 24 VDC or 230 VAC.*

TRUCK KIT · AG-90



kg (approx.) 63

mm (approx.) 850
500 850

FIXED TRANSFER AND FILTERING KITS

- TRUCK KIT · AG-90 12 VDC
- TRUCK KIT · AG-90 24 VDC

15750-CF00000
15750-CF00001

- Fuel supply kit assembled in a fixed chassis for the fuel supply, filtering and measurement. It is suitable to supply fuel from a van or a truck.

Composed of:

- Hose-reel with 10 m Ø1" hose
- PA-80 · Automatic nozzle
- Nozzle hanger
- AG-90 12 or 24 VDC self-suction pump · 55 l/min (with Ø1 1/2" suction hose)
- ON/OFF switch
- Connection box for the battery connection cable
- FG-100 · Transparent microfilter of 5 µm (micron)
- MGE-110 · Electronic meter · Accuracy ±0.5 %

DESCRIPTION

CODE





**BT-87 - SELF-SUCTION DRILL PUMP
CARDBOARD DISPLAY RACK with 6 BT-87 SELF-SUCTION DRILL PUMPS**

00100
00101

- **Special for diesel, non-drinking water, herbicides, antifreeze...**
- This small pump is a useful accessory to empty all type of baths, aquariums, toilet bowls, washing machines, flooded basements ...; it is also useful as caravanning auxiliary, laboratories, ... because of the liquid transfer through a drill or its built-in motor.
- *It is adapted to any type of hand-held or professional drill (2,000/2,500 rpm); it can be connected to a hose of maximum Ø21 mm inner.*
- The display rack is composed of 6 units with a printed box with EAN-13 bar code suitable for counters.

Technical Data:

- Eccentric, self-suction pump with self-adjusting blades
- Connection to hose of Ø21 mm
- Pump body with injected brass inner
- Stainless steel shaft and pin
- Plastic roller and blades
- The pump output varies according to the drill and the hose used.
- It is advisable to use a drill with minimum 650 W and 2,000 rpm with the hose with a maximum inner diameter of 21 mm.
- Self-suction height: 1.5 m (with a drill of 650 W · 2,500 rpm)
- Flow (approx.): 20 l/min (with a drill of 650 W · 2,500 rpm)
- High resistance dry operation




CENTRIFUGAL PUMP

CG-150 230 VAC · 100 to 500 l/min

02050




- Flow according to manometric height: from 100 to 500 l/min
- Maximum height: 25 m.c.a.
- Suction with check valve: 6 m
- Consumption: 5-9 A
- Motor: 1.1 kW 230-240 VAC self-ventilated 50 Hz single-phase
- 2,800 rpm
- S1 continuous duty
- Thermal protector
- Connection through F2" (BSP)



500
l/min

230
VAC

SCG-150 - PUMP WITH LITRE METER

Pump	Meter	Base
 CG-150	 Electronic MGE-250	 Metallic no. 3
•	•	•

31720-CF00000
30970





DESCRIPTION

CODE

SELF-SUCTION DIAPHRAGM PUMPS

- Continuous use for water transfer at pressure
- Self-suction: 2 m
- Operation in dirt
- Automatic demand-pressure switch
- Connection through F3/8" (NPT) thread

Pump	Voltage	Joint type	Valves no.	Thermal protector	Intensity	Flow (l/min)	Pressure (bar)
AF-2012	12 VDC	NBR	2	NO	3.5 - 6 A	8	2.1
AF-2024	24 VDC	NBR	2	NO	1.5 A	8	1.7
AF-2220	230 VAC	NBR	2	NO	0.25 A	6	4.1
AF-4012	12 VDC	NBR	4	YES	7 A	12.5	2.5
AF-2012V	12 VDC	VITON	2	NO	3.5 - 6 A	8.7	2.1
AF-2024V	24 VDC	VITON	2	YES	3.5 A	8.7	2.1
AF-2220V	230 VAC	VITON	2	NO	0.25 A	6	4.1
AF-2036 AP	12 VDC	NBR	4	NO	7 A	6.8	6.6

07000
07050
07030
0702007060
07080
07070

07010

■ Optional:



- FF3/8" transparent vessel filter (page 56)

802705001



BP-5

BP-5 - MANUAL LEVER PUMP

04010

Manual lever pump for transferring diesel, all type of lubricants and other non-corrosive fluids from drums of 50 to 200 litres.

Technical Data:

- Pump materials: steel, aluminium, zinc, brass, NBR
- 870 mm metallic suction telescopic tube with 3/4" connection to the pump body
- 1 1/2" or 2" connection adaptable to metallic drums from 50 to 200 litres
- Transfer capacity: 300 ml x piston-stroke (litres per lever stroke)



TMG-040

TMG-080

MANUAL BELLOW PUMPS

Made of plastic. They are suitable for the transfer of aggressive, chemical liquids, solvents, petrol, diesel, water and wine.

■ TMG-040

04060

- 0.4 m tube for 50-litre drums
- Flow: 6 l/min (depending on the piston-stroke)
- Suitable for the storage of kerosene stoves

■ TMG-080

04050

- 0.8 m tube for 200-litre drums
- Flow: 20 l/min (depending on the piston-stroke)

■ TMG-150

04040

- 1.5 m flexible pump
- Flow: 6 l/min (depending on the piston-stroke)
- It is suitable to put in the vehicle tanks.



TMG-150

DESCRIPTION

CODE

BMP-1 - MANUAL DOUBLE ACTION PISTON PUMP


04020

The manual piston pump of double action is suitable for diesel, oil, fuel and alcohol.

It is supplied with a hole to hang the nozzle, the hose and the accessories so as to prevent the dirt and dust entry in the nozzle.

Technical Data:

- Capacity: 800 ml per stroke
- Inlet: 1" (NPT)
- Outlet: 3/4" (NPT)
- 2.5 m Ø3/4" hose
- Drum plug: adjustable at 2"
- Suction tube: Ø33.5 mm x 1 m
- Aluminium body
- Stainless steel inlet
- Heavy-duty steel handle
- Self-lubricating sealing



BRM-88 - ROTARY ALUMINIUM PUMP

BRM-8880 (pump + MG-80 mechanical meter)


04030

34050

- Self-suction rotary pump for a continuous transfer of lubricants and fuels
- It is adaptable to drums from 50 to 200 litres.
- It has built in an M2" adapter adjustable to height for the drum fixation.

Technical Data:

- Type: rotary blade
- Capacity: 20 litres x 70 rounds
- Suction tube: Ø32 mm
- Discharging pipe: Ø25 mm
- Material:
 - body: tempered aluminium alloy
 - handle: aluminium die casting



DO NOT USE THE PUMP FOR ORGANIC SOLVENTS OR STRONG ALKALIS AND ACIDS THAT CAN DAMAGE THE RUBBER SEALS.

BRM-88 ATEX - ROTARY ALUMINIUM PUMP

BRM-8880A (pump + MG-80A mechanical meter)



040300100

340500500

BRM-U - ROTARY PLASTIC PUMP

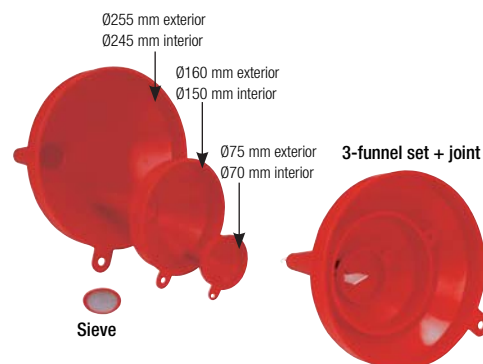
04120

PLASTIC FUNNELS

Made of polypropylene, specially suitable for the hydrocarbon and chemical product handling (ask for other liquids).

- Ø255 mm exterior · Ø245 mm interior
- Ø160 mm exterior · Ø150 mm interior
- Ø75 mm exterior · Ø70 mm interior
- Ø50 mm exterior · Ø40 mm interior · funnel sieve (Ø255 & 160 mm stainless mesh) of 350 µm (micron)
- 3-funnel joint
- 3-funnel set of different diameter with joint

460000000
460500000
460100000
460000001
469000000
460700000




10-90
l/min

±1%



mm (approx.) 170
150 150

kg (approx.) 1.6



MG-80A



mm (approx.) 165
180 132

kg (approx.) 1.95

Ex



DESCRIPTION

MG-80 · MECHANICAL METER
MG-80V · MECHANICAL METER WITH VITON JOINTS

Diesel
Petrol

32000-CF00000
32070-CF00000

- Fireproof measuring chamber with oscillating disc
- Flow: 10-90 l/min
- Accuracy: ±1 %
- Partial indicator of 3 digits and totalizer of 6 digits
- Maximum operation pressure: 3.5 bar
- Maximum temperature: 60 °C
- Minimum temperature: -10 °C
- Polyamide + Fibreglass housing
- Connection 1" GAS (BSP) with 3 inlets and 2 outlets
- It is supplied with 2 additional Male/Female 1" GAS (BSP) adapters (other threads upon request).
- The 1" GAS (BSP) red adapter has built in the filter-sieve of 350 µm (micron).
- It is suitable for hydrocarbon liquids (please ask for other fluids).
- For private use, not suitable for fiscal operations

Optional accessories

- FUP-1 FF1" filter of 350 µm (micron) (page 56)
- M1" long union flange complete kit in PA+Fibreglass (page 59)
- Ø33 mm sieve of 350 µm (micron) (page 59)
- MF1" adapter in PA + Fibreglass · BSP long thread
- Ø24x3.5 mm NBR joint
- MF1" adapter in PA + Fibreglass · BSP short thread with stainless sieve of 350 µm (micron)

66030
800003027
460000003
320004018
803100022
320004117



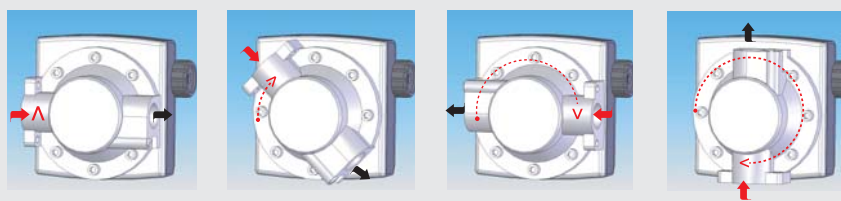
MG-80A · MECHANICAL ALUMINIUM METER
MG-80AV · MECHANICAL ALUMINIUM METER WITH VITON JOINTS

Diesel
Petrol

32300-CF00000
32340-CF00000

- Made of aluminium and high quality plastic materials. Its measuring chamber is fireproof of oscillating disc and it allows transferring any type of hydrocarbon liquids (please ask for other fluids).
- Aluminium body
- Flow: 10-90 l/min
- Accuracy: ±1 %
- Partial indicator of 3 digits and totalizer of 6 digits
- Maximum operation pressure: 5 bar
- Resistance pressure: 15 bar
- Ambient temperature: -10 °C / +60 °C
- ATEX II2G
- Protection mode: own supply: Ex h IIB T5 Gb
- Polyamide + Fibreglass housing
- Inlet/outlet Connections: 1" GAS (BSP)
- Inlet connection through threads or flanges
- For private use, not suitable for fiscal operations

4 positions



DESCRIPTION

CODE

ELECTRONIC GEAR METERS WITH ALUMINIUM BODY

Diesel

Lubricant

- Aluminium body
- *Tropicalised electronics*
- Measurement through high accuracy oval gears
- 5-digit digital display of liquid crystal
- Partial indicator of 3 integers and 2 decimals and 5-digit totalizer
- Accuracy: $\pm 0.5\%$
- Max. temperature: 50 °C
- Min. temperature: -10 °C
- Button battery of long duration (approx. 4 years, according to its application)
- Low battery display

- Functions:

DISPLAY: Display of the supplied litres (or the corresponding volume unit).

TOTAL: Display of the supplied litre total (or the corresponding volume unit).
Maximum: 99,999 litres

RESET

- Calibration parameters and litre totalizer saved in PERMANENT memory

MGE-40 - 1/2" - ELECTRONIC GEAR METER

32350-CF00000

- Flow: 2-50 l/min (diesel)
2-40 l/min (lubricant)
- Max. pressure: 50 bar
- Connection: F1/2"

MGE-40



mm (approx.) 85
85 60

kg (approx.) 0.5

2-40
l/min $\pm 0.5\%$

MGE-110 - 1" - ELECTRONIC GEAR METER

32600-CF00000

- Flow: 5-110 l/min (diesel)
5-80 l/min (lubricant)
- Max. pressure: 55 bar
- Connection through F1" thread or flange

MGE-110



mm (approx.) 123
123 68

kg (approx.) 0.85

5-110
l/min $\pm 0.5\%$ 

■ Optional

- F1" aluminium flange complete kit with DIN.933 hexagonal screw

800003036

Direct connection through flange to the GESPASA pumps



MGE-250



mm (approx.) 141
159 100

kg (approx.) 2.3

10-250
l/min $\pm 0.5\%$

MGE-250 - 1" - ELECTRONIC GEAR METER

32503-CF00000

MGE-250 - 1 1/2" - ELECTRONIC GEAR METER

32503-CF00001

- Flow: 10-250 l/min (diesel)
10-150 l/min (lubricant)
- Max. pressure: 45 bar
- Connection: F1" or 1 1/2" (flange)

*Display and electronics features same as the MGE-110 meter

MGE-400 - 2" - ELECTRONIC GEAR METER

32592-CF00000

- Flow: 15-400 l/min (diesel)
15-300 l/min (lubricant)
- Max. pressure: 45 bar
- Connection: F2"

*Display and electronics features same as the MGE-110 meter

MGE-400



mm (approx.) 141
193 145

kg (approx.) 4.3

15-400
l/min $\pm 0.5\%$

MGI-800 - 3" - PULSER - 5.5 pulses per litre and channel

32670

- Voltage: 12 VDC
- Flow: 30-800 l/min
- Max. pressure: 45 bar
- Connection: F3"

MGI-800



mm (approx.) 713
543 145

kg (approx.) 32

30-800
l/min $\pm 0.5\%$

GE - DISPLAY WITH HOSE MODULE

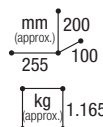
253400200

- Electronic 6-digit liquid crystal display with box

GE



±0.5%



DESCRIPTION

CODE

GE · DISPLAY WITH HOSE MODULE

253400200

6-digit electronic console *with tropicalised electronics* with luminous display of liquid crystal which allows to:

- See the partial and total of the supplied volume.
- Connect to different types of meters with pulsers of 1 or 2 channels.
- Preset the volume to be supplied, connecting it to a pump and/or solenoid valve.
- Connect it to an external switch or nozzle holder.
- Connect it to the GK-7M controller through the RS-485 communication bus and the GESPASA communication protocol.

*It is compatible with all the GESPASA meters and pulsers.

• Keypad functions:

TOTAL / EXIT: It shows the Total of the volume: By keeping pressed this key, the display shows the total of the supplied volume.

Press "TOTAL" to cancel the volume preset.

Key **X10:** It allows to preset. It increases 10 units each touch. When keeping pressed, it gets automatically increased.

Key **X1:** It allows to preset. It increases 1 unit each touch. When keeping pressed, it gets automatically increased.

- If the volume is among 0.00 and 9999.99, two decimals are shown.
- If the volume is among 10000.0 and 99999.9, it only has one decimal.
- If the volume is equal to or higher than 100000, no decimal is shown.

±0.2%



HIGH FLOW VOLUMETRIC METERS

The M series meter is a positive displacement meter for liquids. It is designed for liquid measurement both in transfer and process control. Because of its design, it is easy to keep and can suit a wide range of applications.

The M series rotary flow meter has a simple and efficient design consisting of a housing and three rotors that rotate in unison (at the same time) within the measuring chamber.

The absence of wear, from no metal-to-metal contact inside the chamber, eliminates any deterioration in accuracy and provides a long service life.

The rotors are composed of bearings inserted into two bearing plates, where at the end of each rotor shaft there is a timing gear. The timed rotation between each rotor is then transferred through the calibration adjuster to the register, which gives a consistent and superior measurement of accuracy.

FEATURES

- It has built in an air eliminator.
- The excellent stepless adjusting device allows a micro-adjustment of the meter.
- High accuracy and repeatability over the widest range of flow, superior accuracy at constant flow;
- Low maintenance, no metal-to-metal contact in measuring chamber, long life service;
- Accuracy regardless of the pressure fluctuations, temperature variation, viscosity;
- Aluminium body, Viton seal, register in gallons and litres;
- It includes a strainer with a mesh of 80/170 µm (micron).

M-40 · HIGH FLOW MECHANICAL METER · 25-250 l/min

808318005

M-50 · HIGH FLOW MECHANICAL METER · 55-550 l/min

808318004

M-80 · HIGH FLOW MECHANICAL METER · 115-1150 l/min

808318003

M-100 · HIGH FLOW MECHANICAL METER · 170-1700 l/min

808318002

DESCRIPTION

CODE

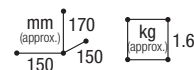

MGI-80 · MECHANICAL METER WITH PULSER
MGI-80V · MECHANICAL METER WITH PULSER
AND VITON JOINTS

Diesel

Petrol

32050-CF00000
 32230-CF00000

It has the same features as the MG-80 mechanical meter with a pulser in its inner of 2 communication channels that allow the connection to an own consumption controller. It is equipped with lateral packing gland and 90 cm of connection cable. Pulses per litre: 10 pulses per channel



10-90 l/min

±1%

GEAR PULSERS WITH ALUMINIUM BODY

MGI-40 F1/2" · 100 pulses per litre and channel

32280

- Flow: 2-40 l/min · Connection: F1/2"
 Dim. (approx.): 72x55x73.5 mm · Weight (approx.): 0.5 kg

MGI-110 F1" · 41 pulses per litre and channel

32650

- Flow: 5-110 l/min · Connection: F1" thread or flange
 Dim. (approx.): 123x90x123 mm · Weight (approx.): 1.1 kg

MGE/I-110 F1" · 41 pulses per litre and channel

32602

MGE-110 meter with pulse output
 Flow: 5-110 l/min (diesel)
 10-150 l/min (lubricant)
 Connection: F1" thread or flange
 Dim. (approx.): 123x90x123 mm · Weight (approx.): 1.2 kg

MGI-250 F1" · 11 pulses per litre and channel

32511

- Flow: 10-250 l/min (diesel)
 10-150 l/min (lubricant)
 - Connection: F1" or 1 1/2" (flange)
 Dim. (approx.): 159x100x141 mm · Weight (approx.): 2.3 kg

MGI-400 F2" · 5.5 pulses per litre and channel

32581

- Flow: 15-400 l/min (diesel)
 15-300 l/min (lubricant)
 - Connection: F2" (flange)
 Dim. (approx.): 193x145x141 mm · Weight (approx.): 4.3 kg

MGI-800 F3" · 5.5 pulses per litre and channel

32670

- Flow: 30-800 l/min · Connection: F3" (flange) · 12 VDC
 Dim. (approx.): 543x250x713 mm · Weight (approx.): 31.2 kg

MGI-40



2-40 l/min

±0.5%

MGI-110



5-110 l/min

±0.5%

MGE/I-110



MGI-250



10-250 l/min

±0.5%

MGI-400



15-400 l/min

±0.5%

MGI-800



30-800 l/min

±0.5%

±1%



COMPACT 50M-12
COMPACT 50M-230
COMPACT 75M-230

mm (approx.)
360
380 345

kg 18-31

COMPACT 90M-12
COMPACT 100M-230
COMPACT 50M-12 Ex
COMPACT 50M-230 Ex
COMPACT 800M-230

mm (approx.)
360
383 435

kg (approx.) 28.5-32

DESCRIPTION

CODE

COMPACT supply kits suitable for the diesel supply, measure and control to own consumption vehicles.

Composed of:

- Chassis made of steel with an special treatment against corrosion. Brilliant epoxy paint finish. Weatherproof
- 4 m Ø19 or 25 mm (depending on the pump) double layer delivery hose special for diesel with adapters in both ends
- Automatic nozzle

COMPACT-M · MECHANICAL COMPACT SUPPLY KITS

Accuracy ±1 % · Manual calibration · Disc meter · Total and partial of the supplied litres

Diesel	Voltage	Meter Mechanical MG-80	Automatic Nozzle	Flow l/min
■ COMPACT 50M-12	12 VDC	●	PA-60	35-45
■ COMPACT 50M-230	230 VAC	●	PA-60	40-50
■ COMPACT 75M-230	230 VAC	●	PA-80	65-70
■ COMPACT 90M-12	12 VDC	●	PA-80	70-80
■ COMPACT 100M-230	230 VAC	●	PA-120	75-85

28110-CF00000
28040-CF00000
28270-CF00000
28190-CF00000
28280-CF00000



Petrol	Voltage	Meter Mechanical MG-80V	Automatic Nozzle	Flow l/min
■ COMPACT 50M-12 Ex	12 VDC	●	PA-80	40-50
■ COMPACT 50M-230 Ex	230 VAC	●	PA-80	40-50
■ COMPACT 800M-230	230 VAC	●	PA-80	70-80

28140-CF00001
28140-CF00000
28150-CF00000

* Ask for other versions at 110 VAC and 24 VDC.

±0.5%



COMPACT 50E-12
COMPACT 50E-230
COMPACT 75E-230
COMPACT 90E-12
COMPACT 100E-230

mm (approx.)
405
405 460

kg 17.5-30.5

COMPACT-E · ELECTRONIC COMPACT SUPPLY KITS

Accuracy ±0.5 % · Electronic calibration with gear meter · Total and partial of the supplied litres · Battery-powered Display · Tropicalised electronics

Diesel	Voltage	Meter Electronic MGE-110	Automatic Nozzle	Flow l/min
■ COMPACT 50E-12	12 VDC	●	PA-60	35-45
■ COMPACT 50E-230	230 VAC	●	PA-60	40-50
■ COMPACT 75E-230	230 VAC	●	PA-80	65-70
■ COMPACT 90E-12	12 VDC	●	PA-80	70-80
■ COMPACT 100E-230	230 VAC	●	PA-120	75-85

28240-CF00000
28052-CF00000
28290-CF00000
28250-CF00000
28300-CF00000

* Ask for other versions at 110 VAC and 24 VDC.

COMPACT-GE · ELECTRONIC COMPACT SUPPLY KITS WITH PRESET

Accuracy ±0.5 % · Electronic calibration with gear meter · Total and partial of the supplied litres · Preset of the volume to be supplied · 6-digit luminous display powered at 230 VAC · Tropicalised electronics

Please refer to GE electronics features (page 34)

Diesel	Voltage	GE Electronics	Automatic nozzle	Flow l/min
■ COMPACT 50GE-230	230 VAC	●	PA-60	40-50
■ COMPACT 75GE-230	230 VAC	●	PA-80	65-70
■ COMPACT 100GE-230	230 VAC	●	PA-120	75-85

28055-CF00000
28295-CF00000
28301-CF00000

* Ask for other versions at 110 VAC and 12 or 24 VDC.



COMPACT 50GE-230
COMPACT 75GE-230
COMPACT 100GE-230

mm (approx.)
405
405 460

kg (approx.) 17.5-30,5

Pedestal base



■ Accessories:

- Hexagonal pedestal base (COMPACT) · height 1 m (page 59)
- F1" aluminium flange kit (special COMPACT)
- 4 m Ø19 mm antistatic unleaded petrol hose with adapters in both ends

800400014
800003029
803406101

DESCRIPTION

CODE

These kits have the same components as the COMPACT supply kits assembled in a column chassis in order to directly be fixed in the ground without bases or additional accessories.

Composed of:

- Chassis made of steel with an special treatment against corrosion. Brilliant epoxy paint finish. Weatherproof
- 4 m Ø19 or 25 mm (depending on the pump) double layer delivery hose special for diesel with adapters in both ends
- Automatic nozzle

TOTEM-M · MECHANICAL SUPPLY KITS

Accuracy ±1 % · Manual calibration · Disc meter · Total and partial of the supplied litres

Diesel	Voltage	Meter Mechanical MG-80	Automatic nozzle	Flow l/min
TOTEM 50M-230	230 VAC	•	PA-60	40-50
TOTEM 75M-230	230 VAC	•	PA-80	65-70
TOTEM 100M-230	230 VAC	•	PA-120	75-90

27150-CF00000
27260-CF00000
27270-CF00000

TOTEM-M



±1%

Petrol

Mechanical MG-80AV

TOTEM 50M-230 Ex	230 VAC	•	PA-80	40-50
TOTEM 800M-230	230 VAC	•	PA-80	60-70

27170-CF00000
27180-CF00000



TOTEM-E · ELECTRONIC SUPPLY KITS

Accuracy ±0.5 % · Electronic calibration · Gear meter · Total and partial of the supplied litres · Battery-powered Display · Tropicalised electronics

Diesel	Voltage	Meter Electronic MGE-110	Automatic nozzle	Flow l/min
TOTEM 50E-230	230 VAC	•	PA-60	40-50
TOTEM 75E-230	230 VAC	•	PA-80	65-70
TOTEM 100E-230	230 VAC	•	PA-120	75-90

27191-CF00000
27281-CF00000
27291-CF00000

TOTEM-E



±0.5%

TOTEM GE · ELECTRONIC SUPPLY KITS WITH PRESET

Accuracy ±0.5 % · Electronic calibration with gear meter · Total and partial of the supplied litres · Preset of the volume to be supplied · 6-digit Luminous display powered at 230 VAC · Tropicalised electronics

Please refer to GE electronics features (page 34)

Diesel	Voltage	GE Electronics	Automatic nozzle	Flow l/min
TOTEM 50GE-230	230 VAC	•	PA-60	40-50
TOTEM 75GE-230	230 VAC	•	PA-80	65-70
TOTEM 100GE-230	230 VAC	•	PA-120	75-90

27192-CF00000
27282-CF00000
27293-CF00000

TOTEM GE



Optional:

- FG-100 microfilter kit (TOTEM 50/75/100 inside)

27231

mm (approx) 1,500
385 435 kg (approx) 48-59





80-110
l/min

0.2%

230/400
VAC



mm (approx.) 1,500
550 400 kg (approx.) 103

1 HOSE

DESCRIPTION

CODE

STE-80GE 230 V · SINGLE-PHASE · SUPPLY KIT (70-80 l/min)
STE-80GE 230/400 V · TRIPHASE · SUPPLY KIT (70-80 l/min)
STE-110GE 230/400 V · TRIPHASE · SUPPLY KIT (110 l/min)

26083-CF00000
 26081-CF00000
 26351-CF00000

Supply kit with ATEX components, special for diesel, petrol and kerosene supply installations. It is composed of high accuracy hydraulic group.

Composed of:

Chassis: Made of steel · special interior and exterior treatment against corrosion · high epoxy brilliant paint · weatherproof. It has built in a base with drip plate to anchor the supply kit.

Hydraulic group composed of:

Pump: Self-suction, eccentric of self-adjusting blades with gas separator · Flow: 70-80 l/min (STE-80GE) · 110 l/min (STE-110GE) · recirculation bypass valve · filter

Meter: made of aluminium of 4 piston with positive displacement · Accuracy: 0.2 % · 2-channel pulser of 100 pulses per litre and mechanical totalizer

Motor: 1 kW 230/400 VAC triphase · motor EExd with certificate ATEX · IP-55 protection; or 1 kW 230 VAC · motor EExd with certificate ATEX single-phase · IP-55 protection

· **STE-110GE model:** 1.5 kW 230/400 VAC triphase · motor EExd with certificate ATEX · IP-55 protection

Electronic Display

Automatic starting and stop; Luminous display with high visibility liquid crystal; partial indicator of 3 integers and 2 decimals or 4 integers and 1 decimal; 6-digit electronic totalizer

It is supplied with:

- 4 m Ø25 mm double layer delivery hose special for diesel with adapters in both ends
- PA-80 · Automatic nozzle with swivel (mod. STE-80GE)
- PA-120 · Automatic nozzle (mod. STE-110GE)

STE-80GED



mm (approx.) 1,505
800 400 kg (approx.) 157

2 HOSES

STE-80GED 230 V · SINGLE-PHASE · DOUBLE SUPPLY KIT (70-80 l/min)
STE-80GED 230/400 V · TRIPHASE · DOUBLE SUPPLY KIT (70-80 l/min)
STE-110GED 230/400 V · TRIPHASE · DOUBLE SUPPLY KIT (110 l/min)

26382-CF00000
 26381-CF00000
 26352-CF00000

Double supply kit with ATEX components, special for diesel, petrol and kerosene supply installations. It is composed of two high accuracy hydraulic groups.

Composed of:

Chassis: Made of steel · special interior and exterior treatment against corrosion · high epoxy brilliant paint · weatherproof. It has built in a base with drip plate to anchor the supply kit.

2 Hydraulic groups composed of:

Pump: Self-suction, eccentric of self-adjusting blades with gas separator · Flow: 70-80 l/min (STE-80GED) · 110 l/min (STE-110GED) · recirculation bypass valve · filter

Meter: made of aluminium of 4 piston with positive displacement · Accuracy: 0.2 % · 2-channel pulser of 100 pulses per litre and mechanical totalizer

Motor: 1 kW 230/400 VAC triphase · motor EExd with certificate ATEX · IP-55 protection; or 1 kW 230 VAC · motor EExd with certificate ATEX single-phase · IP-55 protection

· **STE-110GED model:** 1.5 kW 230/400 VAC triphase · motor EExd with certificate ATEX · IP-55 protection

2 Electronic Displays

Automatic starting and stop; Luminous display with high visibility liquid crystal; partial indicator of 3 integers and 2 decimals or 4 integers and 1 decimal; 6-digit electronic totalizer

It is supplied with:

- 2 x Ø25 mm double layer delivery hose special for diesel with adapters in both ends of 4 m
- 2 x PA-80 · Automatic nozzle with swivel (mod. STE-80GED)
- 2 x PA-120 · Automatic nozzle (mod. STE-110GED)

■ **Optional:**

- Flexible suction tube with 2" flange
- 4 m Ø19 mm antistatic unleaded petrol hose with adapters in both ends
- Gas recovery kit for petrol · Phase II
- PA-80 1" · Automatic nozzle for unleaded petrol (page 57)
- FG-150 microfilter · 10-litre capacity · Microfiltering of 5 µm (micron) (page 54)
- FG-300/15 microfilter · 15-litre capacity · Microfiltering of 15 µm (micron) (page 54)
- 700 VA / 560 W ONLINE UPS

807610002
 803406101
 268300000
 47254
 66050
 66192
 805001002

HIGH FLOW SUPPLY KITS

High flow supply kits with electronic display or GK-7 own consumption controller (page 39).

- Flow: from 10 to 900 l/min
- Accuracy: ±0.5 %
- With or without degasser

±0.5%



GK-7 · FLEET AND SUPPLY CONTROLLER**APPLICATION:**

- Supply control of fuels or other type of fluids
- Identification of the users and/or vehicles that uses the supply kit
- Supply list in the PC of the user and/or vehicle supplies. Total and partial list by users, vehicles or groups.
- Data export in Excel or .txt (text) format in order to be used in other programs or compatible systems
- Fuel stock and purchase control
- Possibility of presetting the amount to be supplied

USE:

Identification: The users and/or vehicles can be identified through PIN / numerical code or the identification key (iButton).

The controller has built in an identification key reader of the proximity keys.

OPTIONAL IDENTIFICATION SYSTEMS:

- Magnetic or proximity cards
- Fixed TAG disc identifier with cable for vehicles

TECHNICAL DATA

- Voltage: 230 or 110 VAC (available the version at 12/24 VDC)
- Frontal: LCD alphanumeric display of 4 lines and 20 characters
- Service temperature: 0 °C to 40 °C (ask for models for extreme climates)
- Identification key reader
- Optional: Thermal printer

CONTROLLER FEATURES:

It controls:

- Supply hour and date
- Users
- Vehicles
- Supplied litres by users and/or vehicles
- Car mileage (or hours) and consumption
- Litre stock of the tank

The services are saved in memory and can be transferred to the computer.

It can work in an autonomous way without being connected to the PC.

The GK-7 PC CONNECTION ALLOWS:

- Making all the inputs, deletions, modifications and queries from the computer.
- To add the generated information in a data base.
- The possibility of exporting the information to an Excel or .txt (text) format in order to be exported to other systems or programs.
- The access control to the information with permissions for different user profiles.
- Multiconsole. Different equipment can be managed in a centralised way, both local and remote.
- **Create and configure alarms.**
- Different communication systems to connect the computer with the controller or controllers: via memory key, via cable, via Ethernet, via GSM modem or GPRS.

SOFTWARE:

There are available three software versions with different features:

- **GK Suite** (to be installed in one computer)
- **GK Suite** (Client-Server · to be installed in a server and be used from different computers)
- **DIESELPLUS** (Web Service · this software is consulted from the Internet from any PC or smartphone, no installation required).

*Refer to compatibilities in page 43.

GK-7 models

- **GK-7** to be connected to a computer through a communication kit (refer to page 40)
- **GK-7M** to control up to 16 dispensers in a simultaneous way (refer to page 40)
- **GK-7Plus** with GPRS communication and data query through the Internet (refer to page 42)
- **GK-7PlusM** with GPRS communication and control up to 16 dispensers in a simultaneous way (refer to page 42)




Identification keys



Identification key reader



PC connection

Optional identification system
TAG reader with spiral cable

Management and control software

NUMBER	DATE	HOUR	USER	VEHICLE	CONTR.	PRODUCT	km (h)	LITRES	PRICE	T.E.	AMOUNT	CONSUMP.	REMARK
20	24/01/2017	12:46	LUIS HERRERA COBE	7777-PPF	1	GAOLINA 95	13,237	19,399	1,146	16	22,51		0,62 Vehicle pendiente revision
20	25/01/2017	12:45	LUIS HERRERA COBE	7777-PPF	1	GAOLINA 95	13,200	9,800	1,146	16	16,62		
20	25/01/2017	12:38	DAVID CAROL PLUS	987A-AAA	1	GAOLINA 95	5,111	18,170	1,146	16	20,88		0,35
27	24/01/2017	12:34	LUIS HERRERA COBE	8810-UAY	1	GAOLINA 95	12,200	22,440	1,137	16	25,57		7,06
28	24/01/2017	12:32	CARLOS BARRIOS JAIMI	0066-CL	1	GAOLINA 95	3,055	26,400	1,137	16	28,75		0,72
23	24/01/2017	12:29	CARLOS BARRIOS JAIMI	0066-CL	1	GAOLINA 95	5,700	24,200	1,137	16	27,91		0,96
24	24/01/2017	12:27	SERGIO GOMEZ SERNA	1206-PFB	1	GAOLINA 95	300,800	33,700	1,137	16	36,47		7,06
23	23/01/2017	12:26	HELENA ORTIZ COCA	9896-CL	1	GAOLINA 95	1,400	26,400	1,137	16	28,34		0,57
21	24/01/2017	12:01	SERGIO GOMEZ SERNA	1206-PFB	1	GAOLINA 95	300,500	33,740	1,137	16	37,89		0,96
20	24/01/2017	11:58	HELENA ORTIZ COCA	9896-CL	1	GAOLINA 95	900	24,700	1,137	16	26,86		0,47 Carbon waste
20	24/01/2017	11:53	SERGIO GOMEZ SERNA	1206-PFB	1	GAOLINA 95	300,100	26,200	1,137	16	31,63		0,55
18	11/01/2017	11:52	HELENA ORTIZ COCA	9896-CL	1	GAOLINA 95	300,370	23,600	1,146	16	27,12		0,55
17	11/01/2017	11:49	DAVID CAROL PLUS	987A-AAA	1	GAOLINA 95	1,887	22,740	1,146	16	24,53		7,06
16	09/01/2017	11:28	HELENA ORTIZ COCA	9412-OPF	1	GAOLINA 95	224	26,400	1,137	16	23,79		0,83
13	09/01/2017	11:23	CARLOS BARRIOS JAIMI	2421-BUC	1	GAOLINA 95	770	24,810	1,137	16	27,75		0,37
14	09/01/2017	11:21	CARLOS BARRIOS JAIMI	2421-BUC	1	GAOLINA 95	406	22,600	1,137	16	26,38		0,96
13	09/01/2017	11:20	CARLOS BARRIOS JAIMI	2421-BUC	1	GAOLINA 95	100	17,430	1,137	16	19,73		0,37
12	09/01/2017	11:08	HELENA ORTIZ COCA	9896-CL	1	GAOLINA 95	1,536	16,600	1,136	16	12,52		11,20
12	09/01/2017	10:52	DAVID CAROL PLUS	987A-AAA	1	GAOLINA 95	1,300	26,400	1,146	16	32,63		0,35



Refer to software page 43

1 METALLIC CABINET



mm (approx.) 410 / 550
kg (approx.) 17

Optional:
Thermal printer

2 TOTEM



mm (approx.) 1,550 / 305
kg (approx.) 45

3 PLASTIC BOX



Identification key reader

Identification keys



PC connection



Pedestal base

Protection sunshield



GK-7M adjustable display kit



IP-65 external display



DESCRIPTION

CODE

- 1 GK-7* + METALLIC CABINET · OWN CONSUMPTION CONTROLLER
- 2 GK-7* + TOTEM · OWN CONSUMPTION CONTROLLER
- 3 GK-7* + PLASTIC BOX · OWN CONSUMPTION CONTROLLER

25130-CF00000
25136-CF00000
25330-CF00000

CONFIGURATION:

*By default: 60-user/vehicle memory, identification key reader (iButton)

USER/VEHICLE MEMORIES

- (•) 60-user/vehicle memory
- (+) 130-user/vehicle memory
- (+) 1,000 user/vehicle memory

-
FE007002
FE007003

	USERS	VEHICLES	SERVICES
■ GK-7-60	60	60	200
■ GK-7-130*	130	130	500
■ GK-7-1000	1000	1000	1000

*Communication with key maximum 100 users/vehicles and 200 services

(+) internal **THERMAL TICKET PRINTER** (only for the cabinet format)

FE006002

(+) **PROTECTION SUNSHIELD**

FE016001

OPTIONAL IDENTIFICATION SYSTEMS

- (+) Proximity card reader
- (+) Magnetic card reader
- (+) TAG reader with spiral cable

FE017002
FE017003
FE017004

Accessories:

- GK-7 Identification key (pack of 10 units)
- Hexagonal pedestal base (height 1 m) (page 59)
- PC memory key converter
- 700 VA / 560 W ONLINE UPS
- Proximity card
- Magnetic card
- TAG fixed disc identifier for vehicles
- TAG keyring identifier

251201002
800400013
251208003
805001002
803304015
251201004
251201006
251201005

* For the PC connection it is required to acquire a communication kit (page 41).

MULTIHOSE

Kit with exactly the same features and accessories as the above GK-7 but with the capacity to control up to 16 dispensers or pumps in a simultaneous way.

- 1 GK-7M* + METALLIC CABINET · OWN CONSUMPTION CONTROLLER
- 2 GK-7M* + TOTEM · OWN CONSUMPTION CONTROLLER
- 3 GK-7M* + PLASTIC BOX · OWN CONSUMPTION CONTROLLER

25253-CF00000
25250-CF00000
25331-CF00000

CONFIGURATION:

*By default: 60-user/vehicle memory, identification key reader (iButton)

USER/VEHICLE MEMORIES

- (•) 60-user/vehicle memory
- (+) 130-user/vehicle memory
- (+) 1,000 user/vehicle memory

-
FE007002
FE007003

MULTIHOSE Accessories:

- Hose connection module
It must be installed one hose module for each dispenser to be controlled.
- GK-7 (5-24 VDC) output signal adapter
- IP-65 external display
- GK-7M adjustable display kit (for the interior)

252504000
251208059
252504006
252504005



Hose control module up to 16 supply kits

Supply kit



* For the PC connection it is required to acquire a communication kit (page 41).

DESCRIPTION

CODE

GK-7 & GK-7M COMMUNICATION KITS with GKSuite & GKSuite C/S SOFTWARE

The communication kits have the required elements to communicate the controller to a computer: converter, licence and software (refer to page 43). These kits are necessary for the GK-7 and GK-7M controllers.

COMMUNICATION KIT VIA ZIGBEE-USB (wireless)

257180000

C/S (client-server) COMMUNICATION KIT VIA ZIGBEE-USB (wireless)

257600700

- Wireless communication system
 - It connects the dispenser via radio with a converter in the PC that is connected through a USB port
 - 150 m without barriers
 It includes: ZigBee converter + ZigBee-USB + GKSuite SQL or C/S software

COMMUNICATION KIT VIA ZIGBEE-ETHERNET (wireless)

257190000

C/S (client-server) COMMUNICATION KIT VIA ZIGBEE-ETHERNET (wireless)

257600500

- Wireless communication system
 - It connects the dispenser via radio with an Ethernet converter that can be connected to any LAN port of the net
 - 150 m without barriers
 It includes: ZigBee converter + ZigBee-Ethernet + GKSuite SQL or C/S software

COMMUNICATION KIT VIA MEMORY KEY (iButton)

257120000

C/S (client-server) COMMUNICATION KIT VIA MEMORY KEY (iButton)

257600200

- The memory key is placed in the controller reader to automatically upload and load the data. PC connection through USB converter.
 It includes: USB converter + memory key + GKSuite SQL or C/S software
 (*Limited to 100 users and 200 services in memory)

COMMUNICATION KIT VIA USB CABLE

257160000

C/S (client-server) COMMUNICATION KIT VIA USB CABLE

257600100

- It is required a 4x0.25 mm communication cable between the PC and the controller.
 - Max. distance: 1000 m
 It includes: 485/USB cable converter + GKSuite SQL or C/S software

COMMUNICATION KIT VIA ETHERNET CABLE

257130000

C/S (client-server) COMMUNICATION KIT VIA ETHERNET CABLE

257600300

It allows connecting the controller to the computing network as if it was another PC more in the installation. It is required a 4x0.25 mm communication cable between the converter and the controller. Max. distance: 1000 m. It allows the connection in Wi-fi, VPN or WAN.
 It includes: ETHERNET converter + GKSuite SQL or C/S software

COMMUNICATION KIT VIA GSM

257140000

C/S (client-server) COMMUNICATION KIT VIA GSM

257600400

The communication is made through SMS messages. A data SIM card must be installed in each and every one of the modems (not included).
 It includes: GSM converter for the dispenser + GKSuite SQL or C/S software
 It is required to have a GSM MODEM in the PC.

GSM MODEM converter for PC

251208020

Converters and additional accessories:

- Memory key (red)
- 4x0.25 mm shielded cable (m)
- CONTINET PG-9 protection tube (m)
- GK-7 additional licence (multistation)
- GK-7 C/S (client-server) additional licence
- Memory key converter (it is used to identify the identification keys in the PC)
- 485/USB cable converter
- LAN/RS485 Ethernet converter
- GSM/RS485 GK-7 converter
- GSM PC converter
- Set of 2 ZigBee-USB (wireless) converters
- Set of 2 Zigbee-Ethernet (wireless) converters

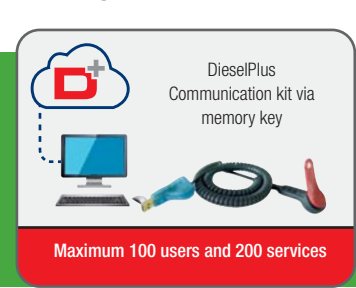
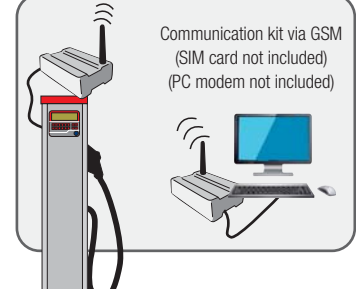
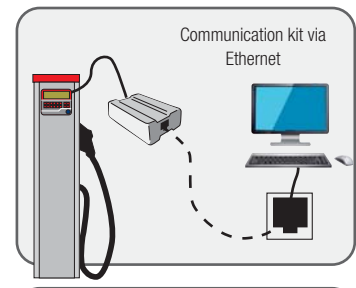
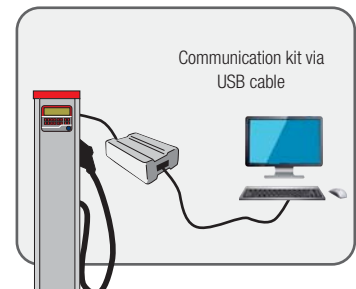
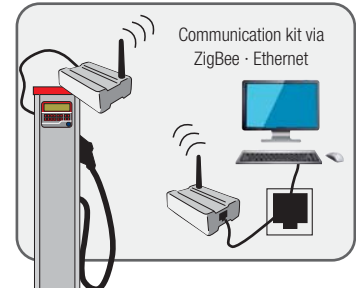
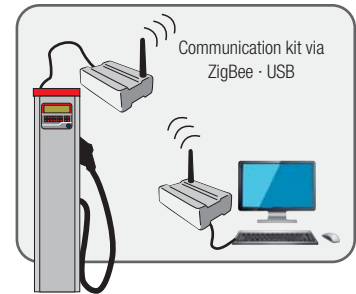
- 251201001
- 800902001
- 807609004
- 257150000
- 257600600
- 251208003
- 251208032
- 251208001
- 252208001
- 251208020
- 251208046
- 251208047

GK-7 & GK-7M COMMUNICATION KITS with DIESELPLUS (web service)

DIESELPLUS COMMUNICATION KIT VIA MEMORY KEY

257500000

It allows the GK-7 and GK-7M connection to the web service site DieselPlus.
 Memory key: It is placed in the controller reader in order to automatically upload and load the data. PC connection through USB converter.
 It includes: USB converter + memory key + 1-year DieselPlus Fee
 (*Limited to 100 users and 200 services in memory)



1 METALLIC CABINET



mm (approx.) 410 550 400
kg (approx.) 17

Optional: Thermal printer

2 TOTEM



mm (approx.) 1,550 305 280
kg (approx.) 45

3 PLASTIC BOX



Identification key reader

Identification keys



Pedestal base

Protection sunshield



IP-65 external display



GK-7M adjustable display kit



DESCRIPTION

CODE

DIESELPLUS

The GK-7Plus y GK-PlusM controllers have an internal GPRS modem with antenna and they do not need any additional communication kit.

- They are only compatible with the DieselPlus software to consult the data through the Internet. **Automatic and wireless (M2M) PC communication).**
- The controller communicates each supply directly to the Internet.

1 GK-7Plus* + METALLIC CABINET · OWN CONSUMPTION CONTROLLER

25133-CF00000

2 GK-7Plus* + TOTEM · OWN CONSUMPTION CONTROLLER

25139-CF00000

3 GK-7Plus* + PLASTIC BOX · OWN CONSUMPTION CONTROLLER

25332-CF00000

CONFIGURATION:

*By default: 60-user/vehicle memory, identification key reader (iButton)

USER/VEHICLE MEMORIES

- (●) 60-user/vehicle memory
- (+) 130-user/vehicle memory
- (+) 1,000 user/vehicle memory

(+) internal **THERMAL TICKET PRINTER** (only for the cabinet format)

(+) **PROTECTION SUNSHIELD**

OPTIONAL IDENTIFICATION SYSTEMS

- (+) Proximity card reader
- (+) Magnetic card reader
- (+) TAG reader with spiral cable

Accessories:

- GK-7 Identification key (pack of 10 units)
- Hexagonal pedestal base (height 1 m) (page 59)
- PC memory key converter
- 700 VA / 560 W ONLINE UPS
- Proximity card
- Magnetic card
- TAG fixed disc identifier for vehicles
- TAG keyring identifier

► * For the data query through the Internet it is required to acquire a DieselPlus fee (page 43).

MULTIHOSE

Kit with exactly the same features and accessories as the above GK-7Plus but with the capacity to control up to 16 dispensers or pumps in a simultaneous way.

1 GK-7PlusM* + METALLIC CABINET · OWN CONSUMPTION CONTROLLER

25280-CF00000

2 GK-7PlusM* + TOTEM · OWN CONSUMPTION CONTROLLER

25283-CF00000

3 GK-7PlusM* + PLASTIC BOX · OWN CONSUMPTION CONTROLLER

25333-CF00000

CONFIGURATION:

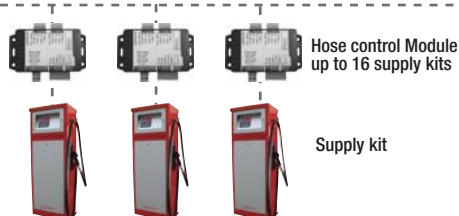
*By default: 60-user/vehicle memory, identification key reader (iButton)

USER/VEHICLE MEMORIES

- (●) 60-user/vehicle memory
- (+) 130-user/vehicle memory
- (+) 1,000 user/vehicle memory

MULTIHOSE Accessories:

- Hose connection module
It must be installed one hose module for each dispenser to be controlled.
- GK-7 (5-24 VDC) output signal adapter
- IP-65 external display
- GK-7M adjustable display kit (for the interior)



► * For the data query through the Internet it is required to acquire a DieselPlus fee (page 43).

DESCRIPTION

CODE

GKSuite SOFTWARE

GKSuite SOFTWARE LICENCE

257100000

- Licence included in the communication kits
- PC software installation
- The user makes the communications on demand.
- Data query in the PC that is connected to the supply kit
- Installation and use from only one PC

It allows:

- configuring the controller, the tanks and the products
- creating, listing and modifying the users, the vehicles and the groups
- supply lists by users, vehicles or groups
- cost queries by vehicle, user or groups
- data or list export for using with other programs
- fluid stock query and regularization
- fuel or fluid purchase management
- fleet consumption management. It includes the possibility of entering external supplies.
- limit management in the supply* (for one controller)
- balance management per user* (for one controller)
- *creating and configuring alarms*

**(not available with the communication kit via identification key, multiuser or DIESELPLUS)*



Compatible with:
GK-7
GK-7M

GKSuite C/S (Client-server) MULTIUSER SOFTWARE

GKSuite C/S (Client-server) MULTIUSER SOFTWARE LICENCE

257600000

- Software installation in the server
- The user makes the communications on demand.
- Data query from any PC that is connected to the server
- Multiuser

- This software have the same features as the above one, allowing the simultaneous access to different users installed in one server.



Compatible with:
GK-7
GK-7M

DIESELPLUS FEES - www.dieselplus.net

- 60-user ANNUAL DIESELPLUS FEE

670500000

- 130-user ANNUAL DIESELPLUS FEE

670500100

- 1,000-user ANNUAL DIESELPLUS FEE

670500200

- 60-user 5-YEAR DIESELPLUS FEE

670500300

- 130-user 5-YEAR DIESELPLUS FEE

670500400

- 1,000-user 5-YEAR DIESELPLUS FEE

670500500

It allows:

- consulting the software through the web site www.dieselplus.net
- automatic communications when making the supply (only the GK-7Plus models)
- the query from any PC or smartphone with the Internet connection
- automatic update
- Annual fees of the web maintenance
- Safe data · Automatic back-up copies
- Multiuser: Allowing the use of different users and restricting access.
- Multi-installation: Allowing controlling several installations from the same software.



Compatible with:
GK-7

(through DieselPlus communication kit via identification key · max. 100 users and 200 services)

GK-7M
GK-7Plus
GK-7PlusM



The software allows to:

- Control the users and vehicles. It allows to activate or deactivate vehicles and users, create groups, assign limits...
- Display and list the done supplies: between dates, filtered by product, vehicles, users or groups. One or several dispensers.
- Control the mileage / hours and consumption, with indicators and alarm of irregular consumption.
- Control of fuel purchases: input and lists of the done purchases in order to exactly control the fuel prices.
- Tank level: Display of the theoretical or real level of the tanks. Configurable level alarms.
- Data export: All the data are exported to Excel or .txt (text) files so that they can be used with other programs of the company.
- Different user profiles: it is possible to limit the software permission for each user and only assign the tools everyone can see or use.

- Assign limits or amounts per user: not valid for the communication kit with memory key (iButton) or multiconsole installation.
- Create automatic alarms: the PC will send via email or show in the display the configured alarms:
 - Alarms of minimum level in the tank
 - Alarms of maximum level
 - Alarm of a wrong tank emptying
 - Filling alarm
 - Warnings by date
 - Warnings by mileage or hours
 - Alarm of wrong input of mileage
 - Alarm of irregular consumption
 - Alarm of irregular supply

Total supply control per user and vehicle:

Manual: Detailed program instructions

The screenshot displays the GKSuite software interface. The main window is titled 'SUPPLIES' and shows a table of fuel transactions. The table has columns for NUMBER, DATE, HOUR, USER, VEHICLE, CONTR., PRODUCT, km (H.), LITRES, PRICE, T.I., AMOUNT, CONSUMP., and REMARK. The data includes various users like LUIS HERREROS DIEZ, DAVID CAROL PUIG, and CARLOS BARBOS JUAN, with different vehicles and products like GASOLINA 95 and GASOLEO.

Below the main window, there is a 'STOCK' window for 'DEPOSITO 1'. It shows 'Level probe values' for 'PRODUCTO 1' with a current level of 37%. It also displays 'Theoretical values' such as Volume (5,000 Litres), Capacity (20000 Litres), and Considered Tank value (0,00 €).

On the left side of the interface, there is a vertical menu with icons for Supplies, Vehicles, Users, Stock, Communication, Export, and Alarms. At the top, there is a menu bar with options like File, Configuration, Operators, Supplies, Vehicles, Users, Stock, Communication, and Help.

Stock: Product stock and input control



Lists

It is possible to easily compare the different user and vehicle consumptions and quickly detect the irregular consumptions. You can select among different list options like the litre total per each user, each vehicle, all the detailed supplies...

USER SERVICES		Trans Demo		Trans Demo		LOGO		Partida Horta d'Amunt s/n 25600 Balaguer Lleida Id. Fiscal: A25031154 Telf: 973451072 - Fax: 973445000 e-mail: dieselplus@gaspasa.es			
Stations:	All stations	User group:	All	Starting date:	01/03/2009	Own station:	Balaguer	User:	All	End date:	15/03/2012
Console:	All	Vehicle group:	All	Bonus:	All	Product:	All	Vehicle:	All		
User name	Number	Tax identification	Mobile phone	User group							
CARLOS BARBOS JUAN	10			SECCION 1							
Date	Vehicle	km/hours	Station	Console	Product	% Bio	Amount	tion			
04/03/2012 16:43:00	9863-DSW	231509 Km	Balaguer	CONSOLE	DIESEL	0,00	320,120	0,00			
06/03/2012 15:34:00	3421-BVC	23602 Km	Balaguer	CONSOLE	DIESEL	0,00	33,230	7,27			
12/03/2012 13:06:00	0098-CDL		Balaguer	CONSOLE	DIESEL	0,00	28,900	0,00			
Service number:	3							382,250			
LUIS HERREROS DIEZ	2			SECCION 1							
Date	Vehicle	km/hours	Station	Console	Product	% Bio	Amount	tion			
03/03/2012 18:56:00	5412-CVF	4561 h	Balaguer	CONSOLE	DIESEL	0,00	741,000	0,00			
Service number:	1							741,000			
MIGUEL ORTIZ OSCA	1			USUARIOS GENERAL							
Date	Vehicle	km/hours	Station	Console	Product	% Bio	Amount	tion			
02/03/2012 8:56:00	3421-BVC	23145 Km	Balaguer	CONSOLE	DIESEL	0,00	45,890	0,00			
11/03/2012 19:12:00	3421-BVC	23908 Km	Balaguer	CONSOLE	DIESEL	0,00	42,450	13,87			
Service number:	2							88,340			
MOISES BERMUDEZ ROCA	5			USUARIOS GENERAL							
Date	Vehicle	km/hours	Station	Console	Product	% Bio	Amount	tion			
02/03/2012 9:36:00	0098-CDL		Balaguer	CONSOLE	DIESEL	0,00	15,450	0,00			
02/03/2012 10:36:00	GI-4130-BN	145671 Km	Balaguer	CONSOLE	DIESEL	0,00	690,450	0,00			
04/03/2012 19:46:00	1290-FCB		Balaguer	CONSOLE	DIESEL	0,00	25,450	0,00			
05/03/2012 12:16:00	GI-4130-BN	147020 Km	Balaguer	CONSOLE	DIESEL	0,00	720,320	53,40			
06/03/2012 16:49:00	1290-FCB		Balaguer	CONSOLE	DIESEL	0,00	28,980	0,00			
15/03/2012 15:44:30											



Direct Access

- Users
- Vehicles
- Services
- Services by user
- Services by vehicle
- Tanks
- Tank summary

Vehicles

Search

New Edit Delete Refresh Reports

Show Active vehicles

Search

Number	Registration nr.	Identifier	km/hours	% Biofuel	Bonus
<input type="checkbox"/> 12	3421-BVC	5342	23908	30,00	<input checked="" type="checkbox"/>
<input type="checkbox"/> 13	5412-CVF	2345	4853	40,00	<input checked="" type="checkbox"/>
<input type="checkbox"/> 2	9863-DSW	7856	234718	5,00	<input checked="" type="checkbox"/>
<input type="checkbox"/> 212	GI-4130-BN	4130	152490	50,00	<input checked="" type="checkbox"/>
<input type="checkbox"/> 4	0098-CDL	1234		10,00	<input type="checkbox"/>

Similar features to the GKSuite SQL software but with the Internet access

Services

Station: All stations | User group: All user groups
 Own Station: Balaguer | User: All users
 Console: All consoles | Vehicle group: All vehicle groups
 Starting date: 01/03/2012 | Vehicle: All vehicles
 End date: 15/03/2012

Date	User	Vehicle	km/hours	Quantity	Color	Amount Consumpti
13/03/2012 12:00:00	MOISES BERMUDEZ	GI-4130-BN	150147	640,980		628,16 44,36
12/03/2012 13:06:00	CARLOS BARBOS	0098-CDL	0	28,900		21,94 0,00
11/03/2012 20:13:00	SERGIO GIMENEZ	9863-DSW	233520	345,090		261,92 33,18
11/03/2012 19:12:00	MIGUEL ORTIZ	3421-BVC	23908	42,450		32,22 13,87
10/03/2012 06:23:00	MOISES BERMUDEZ	GI-4130-BN	148702	589,450		447,39 35,04
07/03/2012 15:13:00	SERGIO GIMENEZ	9863-DSW	232480	265,290		201,36 27,32
06/03/2012 16:49:00	MOISES BERMUDEZ	1290-FCB	0	28,980		22,00 0,00
06/03/2012 15:34:00	CARLOS BARBOS	3421-BVC	23602	33,230		25,22 7,27
05/03/2012 12:16:00	MOISES BERMUDEZ	GI-4130-BN	147020	720,320		546,72 53,40
04/03/2012 19:46:00	MOISES BERMUDEZ	1290-FCB	0	25,450		19,32 0,00

Tanks

Station: Balaguer | Product: All products

Station	Description	Product	Level	Current litres
Balaguer	TANK 1	DIESEL	59,00%	14.714,53
Balaguer	TANK 2	OIL	0,00%	0,00

VEHICLE SERVICES

DIESELPLUS
 Punt de venda d'Amor s.l.
 2800 Balaguer
 Lleida
 C/ Facó A2021154
 Tel: 973401072
 Fax: 973400000 e-mail: dieselplus@dieselplus.net

Stations: All stations | User group: All | Starting date: 01/01/2014
 Own station: Balaguer | User: All | End date: 31/01/2014
 Console: All | Vehicle group: All | Bonus: All
 Product: All | Vehicle: All

Vehicle registration nr.	Number	Theoretical consumption	% Dev.	Mark	Model	Vehicle group
9863-DSW	2	30,00	10,00			
VEHICULOS GENERAL						
Date	User	km/hours	Station	Console	Product	% Bio Amount
04/01/2014 16:43:00	CARLOS BARBOS JUAN	231509 Km	Balaguer	CONSOLA1	DIESEL	0,00 320,120 0,00
07/01/2014 15:13:00	SERGIO GIMENEZ SENA	232480 Km	Balaguer	CONSOLA1	DIESEL	0,00 265,290 27,32
11/01/2014 20:13:00	SERGIO GIMENEZ SENA	233520 Km	Balaguer	CONSOLA1	DIESEL	0,00 345,090 33,18
18/01/2014 7:20:00	MIGUEL ORTIZ OSCA	234718 Km	Balaguer	CONSOLA1	DIESEL	0,00 270,980 22,62
Service number: 4						
1.201,480						
EMPRESA 1						
Date	User	km/hours	Station	Console	Product	% Bio Amount
02/01/2014 9:30:00	MOISES BERMUDEZ ROCA		Balaguer	CONSOLA1	DIESEL	0,00 15,450 0,00
12/01/2014 13:06:00	CARLOS BARBOS JUAN		Balaguer	CONSOLA1	DIESEL	0,00 28,900 0,00
23/01/2014 17:41:00	LUIS HERREROS DIEZ		Balaguer	CONSOLA1	DIESEL	0,00 23,530 0,00
Service number: 3						
67,880						
EMPRESA 2						
Date	User	km/hours	Station	Console	Product	% Bio Amount
04/01/2014 19:46:00	MOISES BERMUDEZ ROCA		Balaguer	CONSOLA1	DIESEL	0,00 25,450 0,00
06/01/2014 16:49:00	MOISES BERMUDEZ ROCA		Balaguer	CONSOLA1	DIESEL	0,00 28,980 0,00
23/01/2014 6:56:00	MOISES BERMUDEZ ROCA		Balaguer	CONSOLA1	DIESEL	0,00 28,980 0,00
Service number: 3						
83,410						
VEHICULOS GENERAL						
Date	User	km/hours	Station	Console	Product	% Bio Amount
29/05/2014 10:52:08		12				9,50 10,00

COMPACT SUPPLY KITS WITH GK-7 or GK-7Plus CONTROLLER

The compact supply kits with controller are suitable for the diesel own consumption supply, measuring, and control for fleet vehicles.

Composed of:

- Chassis made of steel and stainless steel. Finished with brilliant epoxy paint with special interior and exterior treatment against corrosion. Weatherproof
- 4 m Ø19 or 25 mm (depending on the pump) double layer delivery hose with adapters in both ends

Controller features:

- The GK-7 controller is suitable for the supply control allowing its use only to authorized personnel.
- User and/or vehicle identification through codes and/or identification key
- Supply with or without litre preset.

It controls:

- supply hour and date
- Users: 60 or 130 (depending on the model)
- Vehicles
- Supplied litres
- Car mileage (or hours) and consumption
- Stock of the litres in the tank

The services are saved in memory and can be transferred to a computer through the following communication kits:

- via memory key (maximum 100 users)
- via USB/RS-485 cable
- via GSM modem
- via ETHERNET
- via ZIGBEE (wireless)

The query and configuration operation can be done from the computer through the GKSuite software or directly from the supply kit with the code or the identification key, being able to:

- Input or delete users and/or vehicles.
- Assign or change the codes or the identification keys of the users and/or vehicles.
- Calibrate the supply kit.
- Consult the done supplies.
- Consult and regularize the tank stock.
- Configure the communication and other options of the controller.
- Create and configure alarms.

The supply kits with GK-7Plus do not need the communication kit because they make the communications automatically, saving the data on the Internet. Access the supply kit and the data through the web site: www.dieselplus.net subject to the acquisition of a licence (page 43).



45-75 l/min

±0.5%

mm* (approx) 405 / 405 / 460 kg* (approx) 22.5 - 32.5



Refer to Software · page 43-46

DESCRIPTION

CODE

COMPACT SUPPLY KITS WITH GK-7 CONTROLLER

Diesel	Voltage	Controller GK-7	Automatic nozzle	Flow l/min	
■ COMPACT 50K-60 230	230 VAC	●	PA-60	40-50	28540-CF00000
■ COMPACT 50K-60 12	12 VDC	●	PA-60	35-45	28580-CF00000
■ COMPACT 75K-60 230	230 VAC	●	PA-80	70-80	28640-CF00000
■ COMPACT 90K-60 12	12 VDC	●	PA-80	70-80	28590-CF00000
■ COMPACT 100K-60 230	230 VAC	●	PA-120	75-85	28650-CF00000

CONFIGURATION:

*By default: 60-user/vehicle memory, identification key reader (iButton)

USER/VEHICLE MEMORIES

- (●) 60-user/vehicle memory · 200 services
- (+) 130-user/vehicle memory · 500 services*
- * Communication with key maximum 100 users/vehicles and 200 services

Optional:

- GK-7 Identification key (pack of 10 units)
- Hexagonal pedestal base (height 1 m) (page 59)
- F1" aluminium flange kit (special for COMPACT)

► * For the PC connection it is required to acquire a communication kit (page 41).

COMPACT SUPPLY KITS WITH GK-7Plus CONTROLLER

Diesel	Voltage	Controller GK-7Plus	Automatic nozzle	Flow l/min	
■ COMPACT 50Plus-60 230	230 VAC	●	PA-60	40-50	28541-CF00000
■ COMPACT 50Plus-60 12	12 VDC	●	PA-60	35-45	28583-CF00000
■ COMPACT 75Plus-60 230	230 VAC	●	PA-80	70-80	28641-CF00000
■ COMPACT 90Plus-60 12	12 VDC	●	PA-80	70-80	28592-CF00000
■ COMPACT 100Plus-60 230	230 VAC	●	PA-120	75-85	28651-CF00000

CONFIGURATION:

*By default: 60-user/vehicle memory, identification key reader (iButton)

USER/VEHICLE MEMORIES

- (●) 60-user/vehicle memory · 200 services
- (+) 130-user/vehicle memory · 500 services*
- * Communication with key maximum 100 users/vehicles and 200 services

Optional:

- GK-7 Identification key (pack of 10 units)
- Hexagonal pedestal base (height 1 m) (page 59)
- 60-user annual DIESELPLUS fee
- 130-user annual DIESELPLUS fee



±0,5%

45-90 l/min



Refer to Software · page 43-46

DESCRIPTION

CODE

TOTEM K · TOTEM Plus
Supply kits with own consumption controller

Supply kits with the same features as the COMPACT ones but assembled in a column chassis for its direct fixation to the ground.

TOTEM K · SUPPLY KITS WITH GK-7 OWN CONSUMPTION CONTROLLER

Diesel	Voltage	Controller GK-7	Automatic nozzle	Flow l/min
■ TOTEM 50K-60-230	230 VAC	●	PA-60	40-50
■ TOTEM 75K-60-230	230 VAC	●	PA-80	65-70
■ TOTEM 100K-60-230	230 VAC	●	PA-120	75-90

27210-CF00000
27340-CF00000
27350-CF00000

CONFIGURATION:

*By default: 60-user/vehicle memory, identification key reader (iButton)

USER/VEHICLE MEMORIES

- (●) 60-user/vehicle memory · 200 services
- (+) 130-user/vehicle memory · 500 services*
- * Communication with key maximum 100 users/vehicles and 200 services

FE007002

Optional:

- GK-7 Identification key (pack of 10 units)
- Communication kit via MEMORY KEY
- Communication kit via USB CABLE
- Communication kit via ETHERNET
- Communication kit via GSM
- Communication kit via DIESELPLUS MEMORY key
- Communication kit via ZIGBEE-USB (wireless)
- Communication kit via ZIGBEE-ETHERNET (wireless)
- FG-100 microfilter kit (TOTEM 50/75/100 inside)

251201002
257120000
257160000
257130000
257140000
257500000
257180000
257190000
27231

TOTEM Plus · SUPPLY KITS WITH GK-7Plus OWN CONSUMPTION CONTROLLER

Diesel	Voltage	Controller GK-7Plus	Automatic nozzle	Flow l/min
■ TOTEM 50PLUS-60-230	230 VAC	●	PA-60	40-50
■ TOTEM 75PLUS-60-230	230 VAC	●	PA-80	65-70
■ TOTEM 100PLUS-60-230	230 VAC	●	PA-120	75-90

27212-CF00000
27341-CF00000
27351-CF00000

CONFIGURATION:

*By default: 60-user/vehicle memory, identification key reader (iButton)

USER/VEHICLE MEMORIES

- (●) 60-user/vehicle memory · 200 services
- (+) 130-user/vehicle memory · 500 services*
- * Communication with key maximum 100 users/vehicles and 200 services

FE007002

Optional:

- GK-7 Identification key (pack of 10 units)
- 60-user annual DIESELPLUS fee
- 130-user annual DIESELPLUS fee
- FG-100 microfilter kit (TOTEM 50/75/100 inside)

251201002
670500000
670500100
27231

Identification keys



DESCRIPTION

CODE

SHK - TECNO SUPPLY KITS WITH OWN CONSUMPTION CONTROLLER - EEExe/d

Supply kits with ATEX components, special for installations of diesel, petrol and kerosene supply. It is composed of a high accuracy hydraulic group and the GK-7 or GK-7Plus own consumption controller.

Chassis:

Made of steel. Special interior and exterior treatment against corrosion. Brilliant epoxy paint finish. Weatherproof

Hydraulic group composed of:

Pump: Self-suction, eccentric of self-adjusting blades with gas separator · Free flow: 70-80 l/min (SHK-70C or CD) · 110 l/min (SHK-110C or CD) · recirculation bypass valve · filter

Meter: Made of aluminium of 4 pistons with positive displacement · Accuracy: **0.2%** · 2-channel pulser of 100 pulses per litre and mechanical totalizer

Motor: 1 kW 230/400 VAC · motor EExd with certificate ATEX, triphase, with IP-55 protection; or 1 kW 230 VAC · motor EExd with certificate ATEX, single-phase, with IP-55 protection

SHK-110C or CD model: 1.5 kW 230/400 VAC · motor EExd with certificate ATEX, triphase, with IP-55 protection

GK-7 own consumption controller

It is supplied with:

- 4 m Ø25 mm double layer delivery diesel hose with adapters in both ends 1"
- 1 or 2 PA-80 automatic nozzles with swivel (SHK-70C · SHK-70CD)
- 1 or 2 PA-120 automatic nozzles (SHK-110C · SHK-110CD)

1 HOSE

SUPPLY KITS WITH GK-7 OWN CONSUMPTION CONTROLLER

SHK-70C · 130 USERS · 500 SERVICES · TRIPHASE	70-80 l/min	26390-CF00000
SHK-70C · 130 USERS · 500 SERVICES · SINGLE-PHASE	70-80 l/min	26391-CF00000
SHK-110C · 130 USERS · 500 SERVICES · TRIPHASE	110 l/min	26450-CF00000

SUPPLY KITS WITH GK-7Plus OWN CONSUMPTION CONTROLLER (GPRS)

SH-70Plus · 130 USERS · 500 SERVICES · TRIPHASE	70-80 l/min	26395-CF00000
SH-70Plus · 130 USERS · 500 SERVICES · SINGLE-PHASE	70-80 l/min	26396-CF00000
SH-110Plus · 130 USERS · 500 SERVICES · TRIPHASE	110 l/min	26455-CF00000

DOUBLE SUPPLY KITS WITH GK-7 OWN CONSUMPTION CONTROLLER

SHK-70CD · 130 USERS · 500 SERVICES · TRIPHASE	70-80 l/min	26410-CF00000
SHK-70CD · 130 USERS · 500 SERVICES · SINGLE-PHASE	70-80 l/min	26411-CF00000
SHK-110CD · 130 USERS · 500 SERVICES · TRIPHASE	110 l/min	26470-CF00000
SHK-70/110CD · 130 USERS · 500 SERVICES · TRIPHASE	70 + 110 l/min	26480-CF00000

DOUBLE SUPPLY KITS WITH GK-7Plus OWN CONSUMPTION CONTROLLER (GPRS)

SH-70PlusD · 130 USERS · 500 SERVICES · TRIPHASE	70-80 l/min	26414-CF00000
SH-70PlusD · 130 USERS · 500 SERVICES · SINGLE-PHASE	70-80 l/min	26415-CF00000
SH-110PlusD · 130 USERS · 500 SERVICES · TRIPHASE	110 l/min	26471-CF00000
SH-70/110PlusD · 130 USERS · 500 SERVICES · TRIPHASE	70 + 110 l/min	26484-CF00000

2 HOSES

CONFIGURATION:

*By default: 130-user/vehicle memory, identification key reader (iButton)

USER/VEHICLE MEMORIES

- (●) 130-user/vehicle memory · 500 services*
* Communication with key maximum 100 users/vehicles and 200 services
- (+) 1,000-user/vehicle memory · 1,000 services
- (+) internal **THERMAL TICKET PRINTER (SHK)**
- (+) **PROTECTION SUNSHIELD**

OPTIONAL IDENTIFICATION SYSTEMS

- (+) Proximity card reader
- (+) Magnetic card reader
- (+) TAG reader with spiral cable

Optional:

- Flexible suction tube with 2" flange
- 4 m Ø19 mm antistatic unleaded petrol hose with adapters in both ends
- Gas recovery kit for petrol · Phase II
- PA-80 1" · Automatic nozzle for unleaded petrol (page 57)
- FG-150 microfilter · 10-litre capacity · Microfiltering of 5 µm (micron) (page 54)
- FG-300/15 microfilter · 15-litre capacity · Microfiltering of 15 µm (micron) (page 54)
- 700 VA / 560 W ONLINE UPS
- GK-7 Identification key (pack of 10 units)
- Proximity card
- Magnetic card
- TAG fixed disc identifier for vehicles
- TAG keyring identifier

SMHK-90C-130 · BIODIESEL MIXER SUPPLY KIT WITH GK-7 OWN CONSUMPTION CONTROLLER

Biodiesel

The supply kit is defined as a fuel supply and measure set, being able to supply a mixed fluid of 2 different products.

This kit has two professional hydraulic groups, whose electronics allows adjusting the proportion of bio oil and diesel you want.

SHK-70C



SHK-70CD



Refer to the COMMUNICATION KITS & SOFTWARE pages 43-46

SMHK-90C



807610002	26760
803406101	
268300000	
47254	
66050	
66192	
805001002	
251201002	
803304015	
251201004	
251201006	
251201005	



DESCRIPTION

CODE

APPLICATION

- GENIUS is a level monitor in atmospheric tanks.
- The level measurement is made measuring the static pressure of the liquid height through a tube into the tank.
- It allows measuring the level in rectangular and cylindrical, horizontal or vertical tanks with a maximum height of 4 m.
- Level reading in height (m or inches) or volume (litres or gallons)
- It is suitable for liquids with a maximum viscosity of 30 cSt.

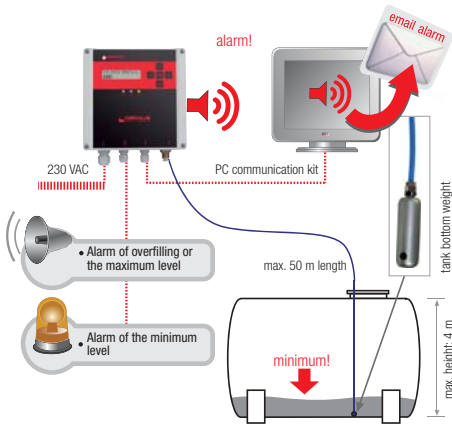
COMPOSED OF

- Probe with 10 metres of tube (extending at 50 m maximum) of 6 mm and with a weight in the other end that is immersed in the liquid until touching the bottom.
- Control unit to see the liquid level and configuration
- Two contacts to connect two alarm or control devices
- PC communication connection via RS485 port
- Acoustic alarm in its inner of 90 dB and 2400 Hz

FEATURES

- IP-55 protection
- It is not suitable for ATEX classified installations
- Accuracy: $\pm 1\%$ in height
- Resolution: 5 mm

According to the programmed alarm levels, the control unit will activate or deactivate the contacts, acting as a remote switch for the alarm device operation or the connected control kit operation.



GENIUS · 230 VAC
GENIUS · 15-32 VDC

25730
25737

Valid for diesel and other non-corrosive liquids.

GENIUS-LUBE · 230 VAC

25731

Valid for lubricants of viscosity 30 -1000 cSt.

GENIUS-INOX · 230 VAC

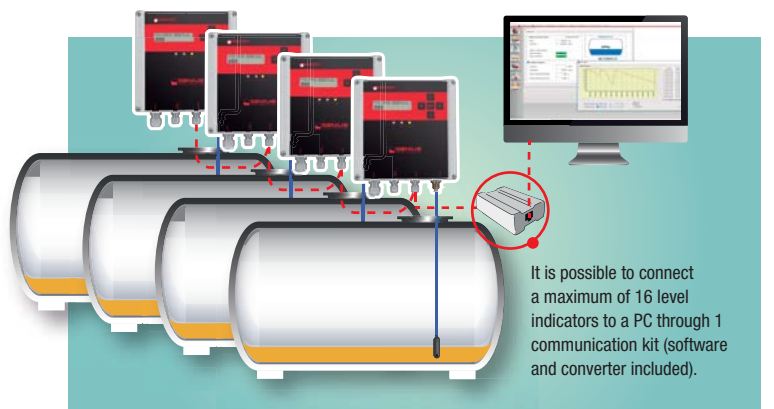
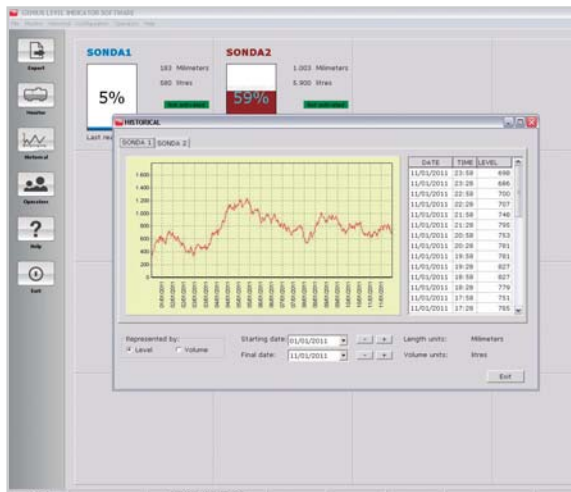
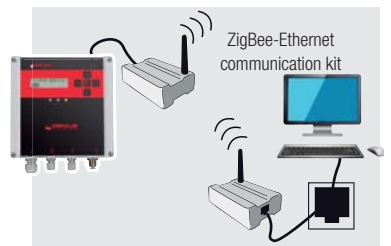
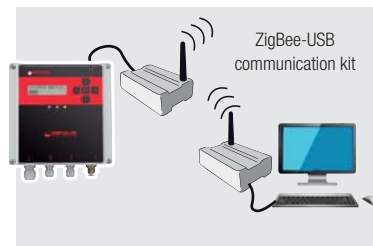
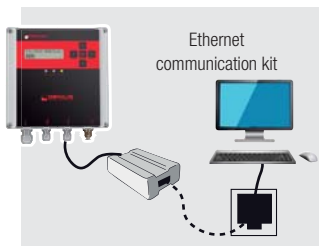
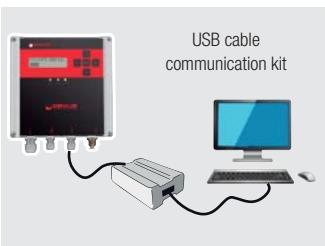
25732

Valid for AdBlue or phytosanitary fluids.

Optional:

- Communication kit via USB CABLE
 - Communication kit via ETHERNET
 - Communication kit via ZigBee-USB (wireless)*
 - Communication kit via ZigBee-Ethernet (wireless)*
- *max. 200 m in an open area*

257310000
257330000
257360000
257370000



It is possible to connect a maximum of 16 level indicators to a PC through 1 communication kit (software and converter included).

DESCRIPTION

CODE

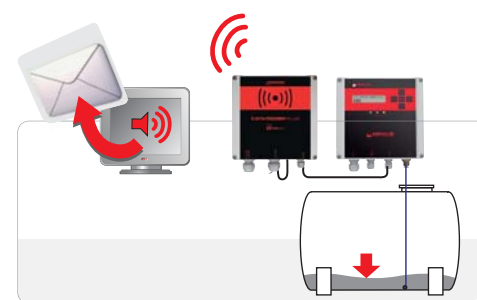
APPLICATION

- The Tank Modem Plus Kit is a GPRS modem that transfers information in an automatic way to the web site www.dieselplus.net.
- It is delivered with antenna, support and a global SIM* for communication.
*Please ask for the SIM compatibility in your country.
- The modem can be configured to be connected to different devices or different models of level gauges.
- It takes the level reading given by the level gauges and transfers the data to the web site www.dieselplus.net.
- In DieselPlus the litres will be shown according to the tank configuration or calibration table introduced in the software.

FEATURES

- Voltage: 230 VAC
- RS485 output to connect the gauge
- It is possible to connect up to 16 level indicators in series.

According to the programmed alarm levels, the control unit will activate or deactivate the contacts, like a remote switch to start the alarm devices or the connected control kits.



KIT

TANK MODEM PLUS KIT (antenna + support + SIM)

258000000

SOFTWARE LICENCE

Annual GENIUS DieselPlus Software Licence

670800000

RS-232/485 TANK MODEM PLUS CONVERTER*

258004001

*The converter must be built in the box of the TANK MODEM PLUS.

485/USB cable converter

251208032

*This tool is required to configure the modem in a local way (without remote connection) where there is no possible the remote connection. Please ask for it.

DIESELPLUS is the Cloud software that allows the data query and management obtained from the level indicator + the TANK MODEM PLUS KIT.

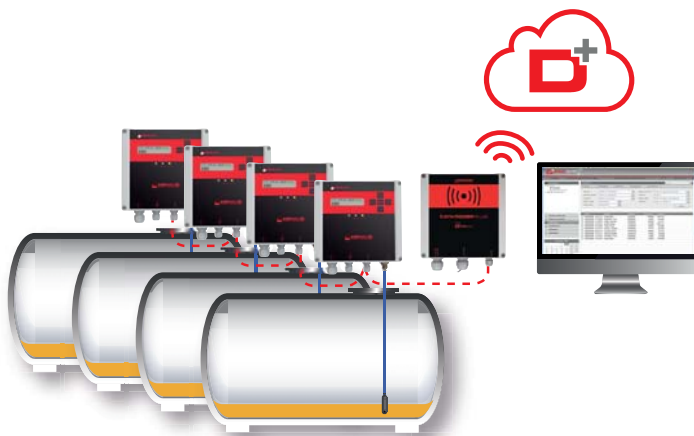
The software is available from any device connected to the Internet.

It is not necessary any software installation because it is an online service. The application can be used from any device connected to the Internet any time.

Among other services it allows controlling:

- The continuous level in real time
- Minimum stock alarm
- Filling alarm
- The configuration of different alarms
- Alarm history
- The remittance of automatic emails of the maximum or minimum alarms
- Level history
- Data export to Excel or .txt (text) format
- The configuration of the type and capacity of tank, units, alarms, users
- Tank groups: by zones, routes...
- The configuration and assignation of the permissions to different users
- Fluid purchases/inputs in the tanks
- Suppliers

The TANK MODEM PLUS KIT can have connected a maximum of 16 level indicators.



FEATURES

APP

Download "Dieselplus Tanks" APP and use it with your DieselPlus account. Check your tank level and the latest supplies made in your dispenser immediately.

AUTOMATIC AND WIRELESS COMMUNICATION:

The level indicator is communicated through the TANK MODEM PLUS KIT through GPRS with the DIESELPLUS server. This communication is automatic without any user's intervention.

MULTISTATION:

One or more users can control different level indicators (tanks) placed in different geographical zones.

MULTIUSER:

The software can be used by different users at the same time. Each user will be able to access only their specific assigned areas.

For the shared service management (end customer / fuel distributor) it is established a hierarchical operator level with different privileges and restricted accesses.

MULTIACCESS / MULTIINSTALLATION:

All the users, who have their user name and password, will be able to access the DIESELPLUS software from any computer connected to the Internet any time.

It is possible to manage the information of many installations from the same user.

SAFE DATA:

Any data is communicated with the DIESELPLUS server automatically.

ISSUE OF REPORTS:

Lists and statistics for an easy interpretation of the information relating to the alarms, levels, history...

TECHNICAL SUPPORT · via E-MAIL or TELEPHONE:

Direct email or telephone number for the after-sales service in order to solve any doubt or incidence.

Direct Access

- Users
- Vehicles
- Services
- Services by user
- Services by vehicle
- Tanks
- Tank summary

Direct Access

- Fleet and users
- Services
- Stock
- Reports
- Utilities

January 2012

Mo	Tu	We	Th	Fr	Sa	Sun
						1
2	3	4	5	6	7	8
9	10	11	12	13	14	15
16	17	18	19	20	21	22
23	24	25	26	27	28	29

Tanks

Station: All stations
Product: All products

Station	Description	Product	Level	Current litres
<input type="checkbox"/>	PARIS	TANK 1	DIESEL	59,00% 14.714,53
<input type="checkbox"/>	PARIS	TANK 2	OIL	13,00% 1.255,00
<input type="checkbox"/>	BARCELONE	TANK 3	DIESEL	2,00%+ 15,00+
<input type="checkbox"/>	MADRID	TANK 4	DIESEL	57,00% 5.671,00
<input type="checkbox"/>	LONDON			
<input type="checkbox"/>	LONDON			

Refresh

Station: BARCELONE
Date: 20/11/2011
Tank: TANK 3
Range: Week

Volume

Results 1 - 30 of 510

Date	Level indicator	Probe	Level	Volume
20/11/2011 23:51:03	LEVEL	1	320,000	574,000
20/11/2011 23:35:55	LEVEL	1	320,000	574,000
20/11/2011 23:20:46	LEVEL	1	325,000	587,000
20/11/2011 23:05:38	LEVEL	1	325,000	587,000
20/11/2011 22:50:40	LEVEL	1	325,000	587,000
20/11/2011 22:35:26	LEVEL	1	325,000	587,000
20/11/2011 22:20:14	LEVEL	1	325,000	587,000
20/11/2011 22:05:05	LEVEL	1	325,000	587,000
20/11/2011 21:49:57	LEVEL	1	325,000	587,000
20/11/2011 21:34:48	LEVEL	1	325,000	587,000

KIT ADVANTAGES:**END USER:****In the tank:**

- Continuous level reading
- Digital display that shows the level in the tank
- Configurable acoustic alarm of the minimum level
- Acoustic alarm of overfilling

In the PC through the Internet:

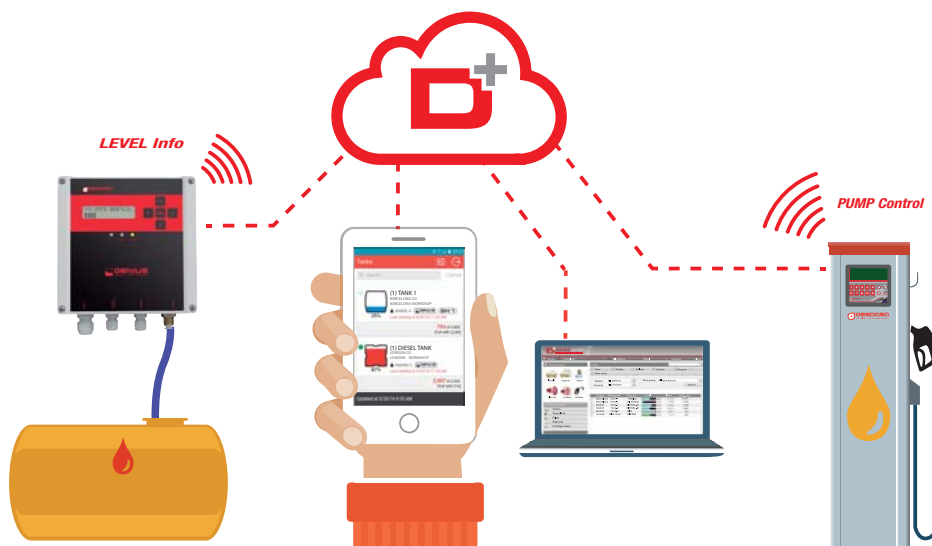
- Access the program through user name and password
- Level tank query, in millimetres (inches) or litres (gallons)
- Automatic alarms of the maximum and minimum levels
- Automatic remittance of the alarm email
- Level and alarm history

FUEL DISTRIBUTOR:

- It gives a kit with added value for the end user.
- It avoids «in extremis» orders.
- Route organization
- Maximum level alarms in order to know when the tank is fill
- Minimum level alarms
- Automatic remittance of the alarm email
- Hierarchic management of users. Each user will be able to consult the assigned tank levels.
- It is possible to manage the information of many installations from the same user.

DIESELPLUS App
WWW.DIESELPLUS.NET

Download "Dieselplus Tanks"
and use it with your DieselPlus account.



DESCRIPTION

CODE


Automatic hose-reels made of painted steel for the diesel transfer.

EGC - HIGH FLOW HOSE-REELS

- With and without hose
- 10 or 15 m antistatic double layer hose
- Rollers in the hose delivery for a correct hose auto-location
- The delivery arm can be mounted in different positions.
- Max. hose-reel pressure: 100 bar · Hose pressure: 10 bar

Model	Hose metres	Diameter	Max. pressure
EGC-10 1"	10	1"	10 bar
EGC-10 3/4"	10	3/4"	10 bar
EGC-15 3/4"	15	3/4"	10 bar
EGC-SM 1"	without hose	1"	100 bar

807303023
807303022
807303021
807303034



SERIES 5 HOSE-REELS (without hose)

Model	Hose metres	Diameter	Max. pressure
5.10.20	10	3/4"	30 bar
5.15.20	15	3/4"	30 bar
5.20.20	20	3/4"	50 bar
5.20.20 INOX	20	3/4"	50 bar

807303008
807303009
807303028
807303029



SERIES 6 HOSE-REELS (without hose)

Model	Hose metres	Diameter	Max. pressure
6.20.20	20	3/4"	40 bar
6.40.20	40	3/4"	40 bar
6.20.25	20	1"	40 bar
6.30.25	30	1"	40 bar
6.50.25	50	1"	40 bar

807303012
807303014
807303015
807303016
807303018



SERIES 9 HOSE-REELS (without hose)

Model	Hose metres	Diameter	Max. pressure
9.20.20	20	3/4"	45 bar
9.20.20 INOX	20	3/4"	45 bar

807303006
807303007



FG-100
FG-100 BIO
FG-100GFiltering element
spare kit

Microfilter key



FG-150



Filtering element spare



FG-300



Air drain valve



Lower drain valve



AFG



DESCRIPTION

CODE

1"

FG-100 - MICROFILTER**FG-100 - 5 µm (micron) - Water-repellent filtering paper**

Diesel

39023

FG-100BIO - 25 µm (micron)

Diesel

Biodiesel

39024

FG-100G* - 5 µm (micron)

Diesel

Petrol

39071

- Transfer capacity: 105 l/min
- Inlet / Outlet: F1" BSP flanges or threads
- Capacity: 2 litres
- Top microfilter case: aluminium
- Vessel: *transparent plastic*
- Aluminium heading
- Manual drain valve
- Filtering capacity: 500,000 litres (under normal conditions)
- Operation pressure: 5 bar
- It is supplied with a special key for replacing the filtering element cartridge in a printed box.
- *FG-100G - with Viton joints

■ **Optional accessories:**

- KEY for replacing the filtering element cartridge
- Filtering element spare kit of 5 µm (micron) + joints
- *Filtering element spare kit of 5 µm (micron) + Viton joints for petrol*
- Filtering element spare kit of 25 µm (micron) + joints
- F1" aluminium flange

660705000
660708001
660708005
660708002
800003021

1 1/2"

FG-150 - TRANSPARENT MICROFILTER

Diesel

Petrol

Biodiesel

FG-150 - 5 µm (micron) - Water-repellent filtering paper

66050

FG-150BIO - 25 µm (micron)

66051

FG-150A - WATER ABSORBENT - 15 µm (micron)

66053

- Transfer capacity: 160 l/min
- Inlet / Outlet: F1 1/2" GAS (BSP)
- Capacity: 10 litres
- Filter cover: Aluminium casting
- Transparent vessel
- Vacuum gauge: -1 +3 bar
- Manual lower drain valve to empty the impurities
- Filtering capacity: 1 million of litres (under normal conditions)
- Operation pressure: 1 bar
- Automatic degasser
- Installation: in the suction of the pumping kit

■ **Spares:**

- *Filtering element spare kit of 5 µm (micron) + joints*
- *Filtering element spare kit of 25 µm (micron) + joints*
- *Absorbent filtering element spare part kit of 15 µm (micron)*

660508001
660508002
660508003

2"

FG-300 - ALUMINIUM MICROFILTER

Diesel

Petrol

Biodiesel

FG-300/50 - 50 µm (micron)

66191

FG-300/3 - WATER ABSORBENT - 3 µm (micron)

661900400

FG-300/5 - WATER ABSORBENT - 5 µm (micron)

661900300

FG-300/15 - WATER ABSORBENT - 15 µm (micron)

66192

- Flow: up to 300 l/min
- Inlet / Outlet: F2" BSP or flange
- Capacity: 15 litres
- Cover and body made of aluminium
- Differential manometer
- Water detector viewer
- Air drain valve
- Manual lower drain valve
- Operation pressure: 6 bar
- Installation: in the suction or delivery of the pumping kit


■ **Spares:**

- *Absorbent filtering element spare part kit of 3 µm (micron) + joints*
- *Absorbent filtering element spare part kit of 5 µm (micron) + joints*
- *Absorbent filtering element spare part kit of 15 µm (micron) + joints*
- *Impact filtering spare part kit of 50 µm (micron) + joints*

661908002
661908003
661908000
661908001**AFG - METALLIC CABINET FOR FILTER**

57000

DESCRIPTION	CODE
<p align="center">Diesel Petrol Biodiesel</p> <p>FG-700 · Water absorbent aluminium microfilter · 15 µm</p> <p><i>*Optional with cartridge of 50 µm (micron) <u>not absorbent</u> (ideal for biodiesel)</i></p> <p>Composed of 2 units FG-300 in parallel · Flow: 700 l/min · F3" flange</p>	66250
<p align="center">Diesel Petrol Biodiesel</p> <p>FG-1000 · Water absorbent aluminium microfilter · 15 µm</p> <p><i>*Optional with cartridge of 50 µm (micron) <u>not absorbent</u> (ideal for biodiesel)</i></p> <p>Composed of 3 units FG-300 in parallel · Flow: 1,000 l/min · F4" flange</p>	66260




TWO-PHASE FILTRATION

Filtering tank kits designed for the fuel filtering (diesel, petrol, kerosene and oil) of buried and aerial tanks, getting the microfiltered liquid free of impurities and water.

DESCRIPTION	CODE
<p align="center">Diesel Petrol Biodiesel</p> <p>FG-300x2 FIXED FILTERING KIT · 50 / 15 µm absorbent · 300 l/min</p>	66062
<p>FG-300x2 MOBILE FILTERING KIT · 50 / 15 µm absorbent · 300 l/min</p>	66061
<p>FG-700x2 FIXED FILTERING KIT · 50 / 15 µm absorbent · 700 l/min</p>	66290
<p>FG-1000x2 FIXED FILTERING KIT · 50 / 15 µm absorbent · 1000 l/min</p>	66310

Composed of:

- 1 impact filtering element of 50 µm (micron)
- 1 final element of absorbent paper of 15 µm (micron)
- 1 fixed platform for the direct fixation to the ground or 1 mobile platform with 2 swivelling wheels and 2 fixed ones with an ergonomic handle
- 2 manual drain valves for the elimination of the residual air
- 2 differential manometers in order to see when to replace or clean the filter
- 2 outputs for the filtered liquid sampling
- 2 inlets for the air connection at pressure in order to make the filter cleaning without disassembling them



FIXED AND MOBILE FILTERING KITS WITH PUMP

DESCRIPTION	CODE
<p align="center">Diesel Petrol Biodiesel</p> <p>FG-300x2 MOBILE FILTERING KIT with BAG-800 TRIPHASE PUMP</p>	66152
<p>FG-300x2 MOBILE FILTERING KIT with BAG-800 SINGLE-PHASE PUMP</p>	66154
<p>FG-300x2 FIXED FILTERING KIT with BAG-800 TRIPHASE PUMP</p>	66153
<p>FG-300x2 FIXED FILTERING KIT with BAG-800 SINGLE-PHASE PUMP</p>	66155

Composed of:


- 1 Ø150x458 mm impact filtering spare of 50 µm (micron)
- 1 final water absorbent filtering element of 15 µm (micron)
- 1 fixed platform to be fixed directly to the ground or 1 mobile platform with two swivelling wheels and 2 fixed ones with an ergonomic handle
- 2 manual drain valves to eliminate the residual air
- 2 differential manometers
- 2 outputs to take samples of the filtering liquid
- 2 inlets for the air connection at pressure in order to make the filter cleaning without being disassembled
- BAG-800 1 kW 230/400 VAC or 230 VAC pump (refer to pump features in page 26)

■ Spares:

- Absorbent filtering element spare part kit of 15 µm (micron) + joints
- Impact filtering spare part kit of 50 µm (micron) + joints



661908000
661908001



<p>FILKIT · FG-100x2 + IRON-50 230 VAC · 25 / 5 µm</p>	66270
---	-------


Mobile filtering kit composed of:

- IRON-50 230 VAC · 50 l/min pump
- Cut-off valve
- Metallic trolley with high stability soft wheels
- FG-100BIO · 25 µm (micron) + FG-100 · 5 µm (micron) microfilters
- Support to pick up the hose and hang the nozzle
- FUP-1 filter

■ Optional: FILKIT hose kit

Composed of: 6 m suction hose and 4 m delivery hose + PSF-040 nozzle + foot valve with filter

662708000





DESCRIPTION

CODE

YORK BASE FILTERS

- 1/2" York base filter
- 3/4" York base filter
- 1" York base filter
- 1 1/4" York base filter
- 1 1/2" York base filter
- 2" York base filter

802700004
802700005
802700003
802700002
802700001
802700006

CHECK VALVE WITH OR WITHOUT YORK BASE FILTER

with filter

without filter

- 1/2" Check valve
- 3/4" Check valve
- 1" Check valve
- 1 1/4" Check valve
- 1 1/2" Check valve
- 2" Check valve
- 2 1/2" Check valve
- 3" Check valve

805600001
805600002
805600003
805600004
805600005
805600006
805600007
805600008

805601009
805601002
805601003
805601004
805601005
805601006
805601007
805601008

ALUMINIUM VESSEL FILTER - 5 bar FF1/2"

802702001

1" MULTIVALENT VESSEL FILTER

802704003

FUP-1 FF1" FILTER (POLYAMIDE + FIBREGLASS) OF 350 µm (micron)

66030

SELF-CLEANING LOWER FILTER

66020

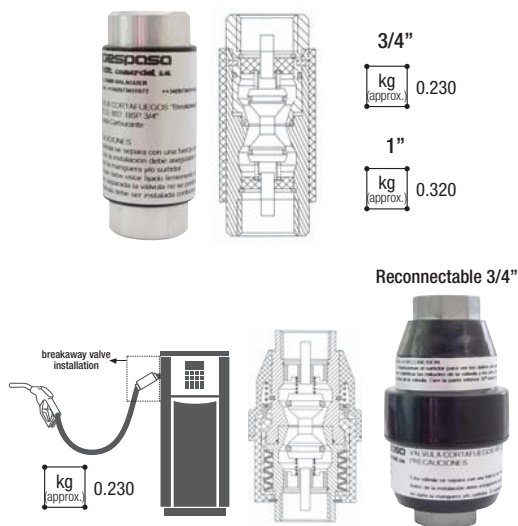
FF3/8" TRANSPARENT VESSEL FILTER

802705001

"Y" BRASS FILTERS

- 1/2" "Y" brass filter
- 3/4" "Y" brass filter
- 1" "Y" brass filter
- 1 1/4" "Y" brass filter

802701006
802701004
802701003
802701002



The breakaway valves are designed to be installed in fuel supply hoses and they will be separated when there was a strong pull. The double seat valve automatically stops the fuel flow, limiting any fuel spillage and protecting the supply kit.

- 802 «BREAKAWAY» VALVE - BSP 3/4"xBSP 3/4" - 0-60 l/min**
- 804 «BREAKAWAY» VALVE - BSP 1"xBSP 1" - 0-120 l/min**

805604016
805604015

- Body: aluminium
 - Main seals: Viton
 - Main spring: stainless steel
 - Guide and poppet: POM
 - Protective sleeve: PVC
- The valve is designed to be replaced after de separation.

- 3/4" «BREAKAWAY» RECONNECTION VALVE - BSP 3/4" - 0-60 l/min**
- PA-80 - F1" - «BREAKAWAY» SWIVELLING VALVE**

805604019
805604026

RECONNECTABLE

- Body: die cast zinc
- Main seals: Viton
- Main spring: stainless steel
- Guide and poppet: POM
- Protective sleeve: PA66

FF1 1/2" «BREAKAWAY» VALVE FOR SUPPLY KITS WITH SUBMERSIBLE PUMP

805603010

- The «breakaway» (emergency shut-off) valve is obligatory in the installation of fuel supply kits that are equipped with a submersible pump.
- This valve is installed on the fuel supply lines to minimize hazards associated with accidental collision or fire.
- This valve stops the fuel flow.
- When this valve works, this is separated in two halves, closing the fuel piping.

- Materials:**
- Material: cast iron
 - Joints: Buna-N

- Technical data:**
- Flow: 0-120 l/min
 - Working pressure: 2 bar

WARNING: IT IS ADVISABLE TO REPLACE IT BY A NEW RECONNECTABLE BREAKAWAY VALVE WITH THE EFFORT FORCE LOWER THAN 80 kg, AFTER MANY RECONNECTIONS.



DESCRIPTION

CODE

MANUAL NOZZLES

PT-60 - MANUAL NOZZLE	60 litres	47010
<ul style="list-style-type: none"> - Flow: 60 l/min - Connection: F3/4" - Made of polyamide 6 -15 % Fibreglass - Maximum pressure: 2 bar - NBR joint 		
PSF-040 - MANUAL NOZZLE	80 litres	47030
<ul style="list-style-type: none"> - Flow: 80 l/min - Connection: F1" rotary swivel - Made of aluminium - Maximum pressure: 3 bar - Trigger fixation - Curved aluminium end 		
PE-010 - MANUAL NOZZLE	300 litres	47061G
<ul style="list-style-type: none"> - Flow: 300 l/min - Connection: F1 1/2" - Made of aluminium - Maximum pressure: 3 bar - Trigger fixation 		

AUTOMATIC NOZZLES




PA-60U + swivel - AUTOMATIC NOZZLE FOR ADBLUE/DEF	45 litres	472900200
<ul style="list-style-type: none"> - Materials of construction: PP, stainless steel, Viton - Flow: 12-45 l/min - Inlet connection: BSPP1" - Automatic nozzle with safety cut out valve - Maximum pressure: 4 bar 		
PA-60 - AUTOMATIC NOZZLE	60 litres	47200G
<p>Aluminium body for diesel with plastic cover, ergonomic design, 3-position progressive flow regulation with automatic cut.</p> <ul style="list-style-type: none"> - Flow: 60 l/min - Connection: F3/4" - Trigger fixation - Maximum pressure: 4 bar 		
PA-80 - AUTOMATIC NOZZLE FOR DIESEL	80 litres	47210G
PA-80 - 3/4" - AUTOMATIC NOZZLE FOR UNLEADED PETROL		47251
PA-80 - 1" - AUTOMATIC NOZZLE FOR UNLEADED PETROL		47254
<p>Aluminium body with plastic case (black for diesel, green for unleaded petrol), ergonomic design, regulation with maximum one position and progressive flow with automatic cut.</p> <ul style="list-style-type: none"> - Flow: 80 l/min - Connection: F1" swivel (diesel) - black nozzle - Connection: F3/4" or 1" swivel (unleaded petrol) - green nozzle - Trigger fixation - Maximum pressure: 4 bar 		
PA-120 - AUTOMATIC NOZZLE	120 litres	47220G
<ul style="list-style-type: none"> - Flow: 120 l/min - Connection: F1" - Trigger fixation - Maximum pressure: 4 bar 		
PA-140 - AUTOMATIC NOZZLE	140 litres	47230G
<ul style="list-style-type: none"> - Flow: 140 l/min - Connection: F1" - Trigger fixation - Maximum pressure: 4 bar 		
PA-250 - AUTOMATIC NOZZLE	250 litres	47240
<ul style="list-style-type: none"> - Flow: 200 l/min - Connection: M1 1/2" swivel - Trigger fixation - Maximum pressure: 4 bar 		

Optional accessories:



- MF3/4" rotary swivel
- MF1" rotary swivel
- M3/4" F1" rotary swivel

804503007
804503001
804503002



Suction/Delivery hoses



Detail of the hose end with adapter



Springwel suction hose



Suction kit with anti-siphon valve



Gravity kit



DESCRIPTION

CODE

SUCTION & DELIVERY HOSES

ANTISTATIC DOUBLE LAYER HOSES (m)

Diesel

- Ø19 mm hose special for diesel
- Ø25 mm hose special for diesel
- Ø30 mm hose special for diesel

803401105
803401001
803403003

- Optional: - To put adapters in both ends

670001007

Petrol

- Ø16 mm hose special for unleaded petrol (green) - EN1360
- Ø19 mm hose special for petrol - EN1360
- Ø25 mm hose special for petrol - EN1360
- Ø40 mm hose special for diesel/petrol

803403005
803401011
803401007
803401010

- Optional: - Ø16 mm M3/4" reconnectable adapter
- Ø16 mm M1" reconnectable adapter
- Ø19 mm M3/4" reconnectable adapter
- Ø19 mm M1" reconnectable adapter
- Ø25 mm M1" reconnectable adapter

472102012
472102013
472102014
472102015
472102016

SPRINGWEL BLACK SUCTION HOSES (m)

- Ø25 mm Springwel black suction hose
- Ø30 mm Springwel black suction hose
- Ø40 mm Springwel black suction hose

803400010
803400011
803400012

SPRINGWEL TRANSPARENT SUCTION HOSES (m)

- Ø20 mm Springwel transparent suction hose
- Ø25 mm Springwel transparent suction hose
- Ø30 mm Springwel transparent suction hose
- Ø40 mm Springwel transparent suction hose

803400005
803400001
803400003
803400002

TELESCOPIC TUBE KITS

- PP M3/4" F1" telescopic tube with filter - height 0.98 m
- PP M3/4" F1" telescopic tube with filter - height 1.30 m
- PP M3/4" F1" telescopic tube with filter - height 1.90 m
- PP M1" F1 1/4" telescopic tube with filter - height 0.98 m
- PP M1" F1 1/4" telescopic tube with filter - height 1.30 m
- PP M1" F1 1/4" telescopic tube with filter - height 1.90 m
- PP M1" F1 1/4" telescopic tube with valve and filter - height 0.98 m
- PP M1" F1 1/4" telescopic tube with valve and filter - height 1.90 m

35660
35730
35800
35630
35740
35790
35850
35840

METALLIC TUBE SUCTION KIT WITH CHECK VALVE WITH FILTER + 3 m SUCTION HOSE

- Suction kit with check valve and 1" filter - height 1.35 m
- Suction kit with check valve and 1" filter - height 1.65 m
- Suction kit with check valve and 1" filter - height 1.90 m
- Suction kit with check valve and 1 1/4" filter - height 1.65 m
- Suction kit with check valve and 1 1/4" filter - height 1.90 m
- Suction kit with check valve and 1" filter, ball valve and anti-siphon valve - height 1.65 m
- Suction kit with check valve and 1" filter, ball valve and anti-siphon valve - height 1.90 m
- Suction kit with check valve and 1 1/4" filter, ball valve and anti-siphon valve - height 1.65 m
- Suction kit with check valve and 1 1/4" filter, ball valve and anti-siphon valve - height 1.90 m

35560
35550
35570
35520
35530
35552
35572
35522
35532GRAVITY TANK KIT composed of:
MF1" ball valve, FUP-1 FF1" filter, 5 m Ø25 mm delivery hose and PSF-040 manual nozzle with rotary swivel

35620

DESCRIPTION

CODE

26.1 ADAPTERS AND FERRULES

PP M3/4"x25 mm PLASTIC ADAPTER
PP M1"x25 mm PLASTIC ADAPTER

804501002
804501001

28x41.5 mm FERRULE
37x51 mm FERRULE

801200011
801200012

M3/4"x19 mm BRASS ADAPTER
M1"x19 mm BRASS ADAPTER
M1"x25 mm BRASS ADAPTER

804500012
804500021
804500001

Plastic adapter



Ferrule



Brass adapter



26.2 FLANGES

M1" COMPLETE LONG UNION FLANGE KIT

800003027

Special plastic flange made of PA+Fibreglass in order to adapt the mechanical meters to the pumps and/or pipes.

It is optionally supplied with a filter-sieve of 350 µm (micron) made of stainless steel in order to avoid the inlet of impurities into the meter.

■ Optional:



- STAINLESS filter-sieve of 350 µm (micron) Ø33 mm (flange inner)

460000003

F1" COMPLETE ALUMINIUM FLANGE KIT with DIN.912 ALLEN screw

800003022

Special aluminium flange for the quick coupling of the pump and/or pipe to any type of installation.

90° ELBOW KIT WITH ALUMINIUM FLANGE AND THREAD

800003041

Special aluminium flange kit (90°) for the quick coupling of the pump and/or pipe to any type of installation with joints and screws.

Union flange



Union flange with sieve filter



Aluminium flange kit



90° flange kit



26.3 NOZZLE HANGERS

Nozzle hanger made of PA+fibreglass adaptable to different models of automatic nozzles. It also available with micro-switch to make the automatic stop of the pump when the nozzle is hung.

PA NOZZLE HANGER
PA NOZZLE HANGER + MICRO-SWITCH
PA NOZZLE HANGER + EEXE MICRO-SWITCH

280403001
280403101
280403201

Nozzle hanger with and without micro-switch



26.4 PEDESTAL BASES

1 m hexagonal pedestal base made of sheet for the own consumption controllers and the supply kits.


PEDESTAL BASE for GK-7
PEDESTAL BASE for COMPACT MECHANICAL supply kit
PEDESTAL BASE for COMPACT supply kit with GK-7

800400013
800400014
800400015

Pedestal base



Universal support



DESCRIPTION

CODE

UNIVERSAL SUPPORT

800404259

Zinc-plated sheet support to fix the pumping kits in the polythene tanks of 1,000 litres "with metallic framework" and the steel double wall tanks. It can also be fixed on the wall. It has a nozzle hanger with rubber protection and drip pan.

Base no. 3



BASES FOR THE SUPPLY KITS

Steel sheet bases to put the pumping kits and to fix on the wall or on any surface with a nozzle hanger with rubber protection. Finish in brilliant epoxy paint.

Model	Length (mm)	Width (mm)	Height (mm)	Weight (kg)
■ BASE no. 3	320	260	527	6
■ BASE no. 4	392	300	325	6

800400001
800400011

Polythene tank platform



POLYTHENE TANK PLATFORM

800400002

Sheet platform to install the pumping kits on the tanks. Finish in brilliant epoxy paint.

AS-1

AS-2



AS - CABINETS FOR EXTERNAL USE

- Made of 1.5 mm sheet
- Opening under the door to pass the hose
- Key locking
- Finish in brilliant epoxy paint

Model	Length (mm)	Width (mm)	Height (mm)
■ AS-1	470	265	1000
■ AS-2	470	265	500
■ AS-3	450	230	400
■ AS-5B	620	300	580

50000
51000
52000
55000

AS-5



AS-5P



AS-5P - CABINET FOR EXTERNAL USE WITH NOZZLE HANGER
AS-5P - CABINET FOR EXTERNAL USE WITH NOZZLE HANGER + MICRO-SWITCH

55070
55080

- Made of 1.5 mm sheet
- Opening under the door to pass the hose
- Key or padlock locking (the padlock is not included)
- Pump support with anti-vibration system
- Nozzle hanger made of PA+fibreglass adaptable to different models of automatic nozzles
- Micro-switch in the nozzle hanger to make the automatic stop of the pump when the supply nozzle is hung.

mm (approx.) 585
620 330

*It does not include the nozzle.



The cabinets have the capacity to have installed indoors the FG-100 microfilter, the pumps and meters from 100-200 l/min in different positions.

DESCRIPTION

CODE

ANGLE CHECK VALVES

The angle check valves are installed in the suction tube, in the top of the buried storage tanks.

- 1½" Angle check valve - M2" or F1½" INLET - F1½" OUTLET
- 2" Angle check valve

805603011
805605002

1½" Angle check valve



kg (aprox.) 1.6

2" Angle check valve



kg (aprox.) 3.89

ADJUSTABLE ANTI-SIPHON VALVES

- Anti-siphon valve with adjustable security system for tanks with different diameters in order to avoid the liquid pouring by gravity in the event of breaks or leakages in the installation. It acts like a check valve that guarantees the suction tube is not unprimed.
- Its installation is obligated for all the aerial tanks according to the "Reglamento de Instalaciones Petrolíferas" (Spanish Petroleum Installation Regulation) and "la Instrucción Técnica Complementaria MI-IP04" (Spanish Technical Complementary Instruction).

- 1" adjustable anti-siphon valve
- 1 1/4" adjustable anti-siphon valve
- 1 1/2" adjustable anti-siphon valve
- 2" adjustable anti-siphon valve

805604010
805604011
805604028
805604013


Anti-siphon valve



1" fire cut-off valve



T fire cut-off valve



FIRE CUTOFF VALVES

- 1" fire cutoff valve
- T 2" fire cutoff valve

801900005
801900004

CHARGING HOLES

- F2" charging hole
- F3" charging hole
- M3" charging hole plug

800600001
800600002
800602001

Charging hole



ACOUSTIC OVERFILL ALARM

- Luminous and acoustic alarm of the maximum tank level of any liquid fluid, water, diesel, etc. It is suitable for the tank filling warning up to a predetermined level.

801904008



Acoustic overfill alarm

F2" OVERFILL VALVE

- Valve to avoid a fuel spill because of an excessive filling of the aerial tanks.
- It is installed in the filling tank hose. This valve closes the liquid flow when the product level gets almost its capacity total, using a buoy and a Venturi jet system, causing some hose strokes and a flow reduction which means the supply must be cut.
- The lower valve diameter is intended for the 2" discharge pipes.
- It has included a special key for an easy installation.

801904014



F2" overfill valve

Special overfill valve key



F4" overfill valve



F4" OVERFILL VALVE

- 2-phase closing valves to avoid the overfill of the aerial and buried tanks with capacity higher than 3,000 litres. They are automatically closed when the product level gets the 92 % of its capacity.
- The lower valve diameter is intended for the 4" discharge pipes.

801904013



DESCRIPTION

CODE

SINGLE-SKINNED POLYTHENE TANKS

- They are suitable to store petroleum products such as diesel, mineral and vegetable oils, waste oil and also not drinking water, ...
- They are easy to install and interconnect themselves with pipes up to 5 tanks of the same type, maximum 10,000 litres.
- These tanks are manufactured through a blow moulded and polythene process of high density, being unalterable (there is no risk of an internal or external corrosion), resistant to impacts and temperature changes.
- They comply with the UNE EN-13341 Regulation.

Model	Nominal capacity (litres)	Length (mm)	Width (mm)	Height (mm)	Weight approx. (kg)
■ 500	500	1,125	650	963	22
■ 700	700	1,125	650	1,330	29
■ 1000E	1,000	1,125	650	1,920	40
■ 1000	1,000	1,670	740	1,200	40
■ 1500	1,500	1,670	740	1,800	65
■ 2000	2,000	1,670	880	1,850	74
■ 3000*	3,000	2,230	995	1,610	165

*With metallic supports

38650
38670
38680
38590
38600
38610
38750



INTEGRALLY-BANDED POLYTHENE TANKS

- They are suitable to store petroleum products such as diesel, mineral and vegetable oils, waste oil, and also not drinking water, ...
- Made of high density polyethylene and high molecular weight
- The tanks higher than 999 litres have built in a level indicator.
- The exterior casing makes the function of retention container of 100% capacity in the event of an inside tank leak, and it also adds a high tank security.
- They comply with the UNE EN-13341 Regulation.

Model	Nominal capacity (litres)	Length (mm)	Width (mm)	Height (mm)	Weight approx. (kg)
■ 1100	1,100	1,580	790	1,360	56
■ 1500	1,500	1,580	790	1,720	69
■ 2000	2,000	1,840	1,000	1,902	180

38631
38641
38731



SPILL TRAYS

- Leak-tight containers for the fuel retention stored in the tank in the event of any leak
- It is suitable for tanks of 1,000 litres or lower.
- Made of 0.8 mm galvanised steel sheet.
- «The storages with capacity not higher than 1,000 litres of Class C product (diesel) do not need retention container. They must have a spill tray with capacity, at least, the 10 per 100 of the tank.» (Spanish "Real Decreto 1523/99")

Model	Length (mm)	Width (mm)	Height (mm)	Weight approx. (kg)	Compatibility
■ Tray A	1,680	750	160	12	*
■ Tray B	1,220	690	160	10	
■ Tray C	810	810	160	8.50	

*The compatibility of the trays depends on the tank manufacturer.

385905015
385905016
385905017



PRICES OF THE TANKS UNDER QUOTE

DESCRIPTION

CODE

**APPROVED SUPPLY KIT FOR TANKS
S-50 230 V KIT + BASE no. 4 + NOZZLE + ANTI-SIPHON VALVE + VENT VALVE**

34170-CF00000

- Self-suction pump of 230 VAC · 50 l/min
- MG-80 mechanical meter. 3-digit partial indicator and 6-digit totalizer. Connection: 1" GAS (BSP) with 3 inlets and 2 outlets. Manual reset
- **Metallic base no. 4** for polythene tank where to put the pump, the fire-extinguisher, the electric frame with differential and magnetothermal
- 4 m Ø3/4" delivery diesel hose with 1" adapters in both ends
- PA-60 · Automatic nozzle with swivel
- 1" ball valve in the suction
- 1" suction steel tube with dismantling union of 3 pieces (pump inlet)
- 1" anti-siphon valve with adjustable security system for tanks of different diameter
- 1" suction steel tube of 1.90 m with 1" York filter (tank inner)
- 2 m vent tube with 1" fire cut-off valve
- 2 x 2" bung adapters for the direct connection of the pipes



*Tank not included

■ **Optional:**

- Integrally-banded polythene tank of capacity 1,500 or 2,000 litres.

1 1/2" LEVEL INDICATOR

801901001

- Tank fuel height gauge.
- It is suitable for aerial tanks with a maximum diameter of 2 metres (15,000 litres).
- This indicator has a float that is put into the tank. This float is joined to the clock through a thread.
- Easy and quick reading through the clock, expressed in centimetres
- M 1 1/2" thread



WA - LEVEL ALARM

808316013

- The transmitter is fitted on the top of the tank and uses ultrasonic level measurement techniques, constantly measuring the level of fuel in the tank.
- It transmits the information to the receiver which is plugged into an electric wall socket, located in a convenient place in the house.
- The height of the liquid is displayed in the LCD screen of the receiver. The householder can monitor the level of the fuel in their tank from their home.
- When the level of fuel in the tank gets below 10 %, the fuel dispensing pump symbol appears, and, optionally, a buzzing tone, indicating to the householder that it is time to order some more fuel.
- In case the fuel level in the tank drops at a rate that is not common for a domestic fuel tank (more than 3 cm in a minute), the receiver will emit a siren type sound, indicating a theft / leak is occurring.



- Liquid level visualization
- Quick and easy installation
- It is suitable for steel or plastic tanks (minimum width: 600 mm)
- Low energy consumption
- 200 metres from the transmitter to the receiver
- It measures tanks up to 3 metres of height.
- Option of an audible setting sending out a buzzing tone when fuel levels run low.

GENIUS · LEVEL INDICATOR (refer to page 50-52)

GENIUS



FM3000



FM5000



DESCRIPTION

CODE

FUELTANK - STORAGE AND SUPPLY TANKS

- This kit is designed to store and supply fuel in a secure and effective way.
- Material: Made of high quality polythene. UV and high temperature resistance. Maximum protection with possible leaks that could damage the environment. Unlike the sheet tanks, its appearance and properties are more lasting.
- The GESPASA supply kit (optional) is well-protected in the booth with lock. This prevents the access to non-authorized personnel and also reduces all type of problems. The kits are protected against the inclemency of the weather.
- Transport: It is designed for an easy handling with a forklift or a crane, when it is empty.

*10-year warranty

Standard equipment:

- Distribution closet with locking
- Oil level gauge (Oil Watchman Plus) with the spill detector built in
- Maximum level detector that works with the filling system
- Automatic shutoff valve with 6 m flexible hose
- 16" lid in the internal tank
- 2" filling nozzle
- Hermetic lid in the internal tank (Ø140 mm)
- Air drain valve in the internal tank.

Model	Capacity (litres)	Length (mm)	Width (mm)	Height (mm)	Weight approx. (kg)
■ FM3000	3,500	2,850	2,200	1,960	268
■ FM5000	5,000	2,850	2,230	2,340	307

38411

38412

Accessories

- 1" adjustable anti-siphon valve (50 l/min)
- 1 1/4" adjustable anti-siphon valve (80 l/min)

805604010

805604011

29.1 SUPPLY KITS FOR TANKS

**SE-50 230 VAC COMPLETE KIT + metallic base no. 4 without suction tube**

16030-CF00000

**SE-75 230 VAC COMPLETE KIT + metallic base no. 4 without suction tube**

16031-CF00000

COMPACT + AS-2

**COMPACT 50E-230 in AS-2**

28053-CF00000

COMPACT 75E-230 in AS-2

28291-CF00000

*Refer to features and optionals in page 36

COMPACT 50K-60 230 (60 users) in AS-2

28540-CF00003

COMPACT 75K-60 230 (60 users) in AS-2

28640-CF00003

*Refer to features and optionals in page 47

Optional:

- FG-100 transparent microfilter · 2-litre capacity · Microfiltering of 5 µm (micron)
- GENIUS level indicator

39023

25730

DESCRIPTION

CODE

- Compact petrol installation for the diesel storage and supply to vehicles (own consumption), heatings, forwarders, agricultural cooperatives, ...
- Constructed and assembled following the general criteria of the Petrol Installation Regulations and the MI-IP03 / IP04 Complementary Technical Instruction (Rule)

DOUBLE WALL KIT-3000 without pumping kit**DOUBLE WALL KIT-5000 without pumping kit****DOUBLE WALL KIT-10000 without pumping kit****DOUBLE WALL KIT-15000 without pumping kit****Composed of:****1. Double wall tank**

- Double wall steel tank of horizontal cylindrical shaft for its aerial installation, manufactured under UNE rules:
 - UNE 62351-2 capacity up to 3,000 litres
 - UNE 12285-2 capacity higher than 3,000 litres
- Equipped with: welded support structure, manifold in manhole and vacuum leak system. External non-corrosive finish, white polyurethane with special outdoors bright.
- 400 mm vent valve set
- 2" T valve or fireproof valve with built-in grid
- 1" suction set
- Vk-80 3" brass charging hole with chain in the cover
- Measuring system: level indicator with guide tube or slide
- Overfill alarm
- Pressure relief valve
- 1" adjustable anti-siphon valve

2. Crash-proof frame

- Metallic structure that protects the tank against crashes; it has a stair to access the manhole with a non-slip flat and a security rail (in tanks higher than 3,000 litres)
- Extinguisher
- Nozzle hanger

Optional:

- Mechanical or electronic COMPACT Supply kits for the diesel supply and measurement and possibility of the GK-7 fleet controller installation
- There is the option of fitting additional elements or modifying those that already has under the customer's request in order to be used for an specific use whenever it complies with the applicable regulations.
- Installation of other pumping kits of different flows (e.g. 50/80/150 l/min), more or less number of delivery hose metres, different types of nozzles and filtering elements
- FG-100 · Transparent microfilter · 2-litre capacity · Microfiltration of 5 µm (micron)
- 4" overfill valve from the KIT-5000 litres

KIT-3000



KIT-5000



KIT-10000



KIT-15000

**METALLIC TANKS****CYLINDRICAL CARBON STEEL TANKS**

- Simple or double wall tanks suitable for fuel, diesel, petrol, mineral and vegetable oils, waste oil, ...
- Fixation support for the transport and installation
- 500 mm manhole. Hermetic seal.
- They usually have two handles for its handling and raising.

SIMPLE AND DOUBLE WALL TANK CAPACITIES:

From 1,000 to 50,000 litres

* Supply kit not included



RECTANGULAR GRG

* Supply kit not included



MOBILTANK · CYLINDRICAL GRG

* Supply kit not included



BASIC TRAILER (dim. AxB approx.)
 up to 500 litres · 1,650x1,150 mm
 up to 1,000 litres · 2,500x1,300 mm



CASED TRAILER (dim. AxBxC approx.)
 FUEL up to 350 litres · 1,650x1,150x1,200 mm
 SPECIAL FUEL BOX up to 1,000 litres · 2,500x1,300x1,200 mm

DESCRIPTION

CODE

GRG STEEL TANKS

- Autonomous fuel transport units specially suitable for the fuel transport of heavy and agricultural machinery, excavations, ... These are also suitable to be installed in vans, "pickup", trucks, etc.
- They have built in the fire extinguisher, the venting valve and the FUP-1 filter.
- These are approved according to ADR regulations, for the road traffic without dangerous goods card.
- They are made of ST 44-2 carbon steel and finished with Epoxy paint, with inner "bulwark" and security valve.

* Supply kit customisation according to the customer's needs

RECTANGULAR

Model	Capacity (litres)	Dim. AxBxC approx. (mm)	Weight (approx.) (kg)	CODE
■ GRG 190	190	900x395x750	55	35220
■ GRG 320	320	1,000x600x750	69	35130
■ GRG 500	500	1,000x600x1,000	106	35110
■ GRG 980	980	1,250x1,000x950	153.5	35120

CYLINDRICAL · MOBILTANK

Model	Capacity (litres)	Dim. AxBxC approx. (mm)	Weight (approx.) (kg)	CODE
■ MOBILTANK 350 L	350	1,200x792x1,025	121	353300200
■ MOBILTANK 460 L	460	1,511x792x1,025	148	353400100

BASIC TRAILER · up to 500 litres · with brake
BASIC TRAILER · up to 1,000 litres · with brake

- Galvanized trailers, with lateral protection rail, big wheels and "jockey" move wheel, with brake.
- It can be towed to any type of vehicle. It does not need registration. They are exempt from taxes. Without periodical service of "MOT" (vehicle inspection).

* Supply kit customisation according to the customer's needs

CASED

FUEL TRAILER · up to 350 litres

SPECIAL FUEL BOX TRAILER · up to 1,000 litres

WITH BRAKE AND TOP TRAP DOOR

- Cased trailer with one or two tip-up hydraulic doors and security lock, totally galvanized, with brake and top trap door and enough charge space for oils, greasers, tools, accessories... big wheels and "jockey" move wheel.

* Supply kit customisation according to the customer's needs



IRON-50 12 V + PSF-040 · GRG KIT

11800-CF00000

Composed of: IRON-50 12 VDC pump with 4 m electrical cable · PSF-040 manual nozzle · 4 m Ø3/4" hose



IRON-50 12 V + PA-60 · GRG KIT

11800-CF00001

Composed of: IRON-50 12 VDC pump with 4 m electrical cable · PA-60 automatic nozzle with swivel · 4 m Ø3/4" hose



SE-50 12 V + PSF-040 · GRG KIT

11810-CF00000

Composed of: IRON-50 12 VDC pump with 4 m electrical cable · MGE-110 electronic meter · PSF-040 manual nozzle · 4 m Ø3/4" hose



SE-50 12 V + PA-60 · GRG KIT

11810-CF00001

Composed of: IRON-50 12 VDC pump with 4 m electrical cable · MGE-110 electronic meter · PA-60 automatic nozzle with swivel · 4 m Ø3/4" hose

DESCRIPTION

CODE

POLYTANK · Polythene GRG

- GRG mobile tanks for the legal and safe fuel transport and supply, with ADR certificate.
- Light and heavy-duty
- They are suitable to be transported in trucks / vans and to refuel the building, farming and industrial machinery.
- Material: Made of UV polythene (colour maintenance)
- Anti-rust and safe-breaking

It includes:

- Lid with safety lock
- 2 lateral holes to lift it firmly
- Level indicator
- Suction tube with filter
- Vent valve / air drain with design that allows avoiding the fuel leak during their transport
- Shutoff valve
- 4 modular guides to pile up the tanks

■ **Optional:**

SUPPLY KIT composed of:

- Self-suction pump of 12 VDC · 40 l/min
- 4 m Ø3/4" hose
- Manual or automatic nozzle
- With or without high accuracy electronic meter · ±0.5 %

Model	Capacity (litres)	Length (mm)	Width (mm)	Height (mm)	Weight approx. (kg)
■ POLYTANK 200	200	1,160	760	500	33.5
■ POLYTANK 410	410	1,160	760	790	50

384200600

384200500



GRG inner with supply kit



POLYTANK SUPPLY KITS 31.1

IRON-50 12 V + PSF-040 · GRG POLYTANK KIT

11822-CF00000

Composed of: IRON-50 12 VDC pump with 4 m electrical cable · PSF-040 manual nozzle · 4 m Ø3/4" hose



IRON-50 12 V + PA-60 · GRG POLYTANK KIT

11822-CF00001

Composed of: IRON-50 12 VDC pump with 4 m electrical cable · PA-60 automatic nozzle with swivel · 4 m Ø3/4" hose



SE-50 12 V + PSF-040 · GRG POLYTANK KIT

11832-CF00000

Composed of: IRON-50 12 VDC pump with 4 m electrical cable · MGE-110 electronic meter · PSF-040 manual nozzle · 4 m Ø3/4" hose



SE-50 12 V + PA-60 · GRG POLYTANK KIT

11832-CF00001

Composed of: IRON-50 12 VDC pump with 4 m electrical cable · MGE-110 electronic meter · PA-60 automatic nozzle with swivel · 4 m Ø3/4" hose



DESCRIPTION

CODE

DRINKING WATER AND ADBLUE/DEF TANKS

- Made of opaque polythene of high density (PEAD) and high molecular weight through blowing extrusion. They comply with the requirements of the Spanish law in order to be in touch with the food products, drinking water and AdBlue/DEF.
- High tank opacity, avoiding the alga formation
- All the models are composed of three threaded top registers: charge, ventilation (72 mm) and cleaning (400 mm).
- They are suitable for the installation of any type of accessory.

MODULAR

- Square format suitable for reduced and/or narrow spaces

Model	Nominal capacity (litres)	Length (mm)	Width (mm)	Height (mm)	Register (mm)
■ AM750	750	750	720	1,700	200
■ AM1000	1,000	780	780	1,980	200

38940
38151

NARROW

- They are suitable for narrow doors of 70 cm.

Model	Nominal capacity (litres)	Length (mm)	Width (mm)	Height (mm)	Register (mm)
■ A700	700	1,105	660	1,395	400/72
■ A1200	1,200	1,060	660	1,813	400/72

38941
38152

RECTANGULAR

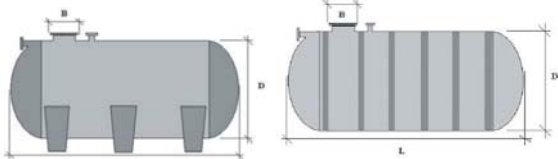
- They are suitable for fire-prevention installations.

Model	Nominal capacity (litres)	Length (mm)	Width (mm)	Height (mm)	Register (mm)
■ AB1000	1,000	1,670	740	1,200	400/72
■ AB1500	1,500	1,670	740	1,800	400/72
■ AB2000	2,000	1,670	880	1,850	400/72
■ AB3000	3,000	2,230	995	1,650	400/72
■ AB4000	4,000	2,430	995	1,950	400/72

38153
38950
38141
38180
38960

CYLINDRICAL POLYESTER TANKS FOR WATER

- Aerial or buried tanks
- Capacities from 6,000 to 40,000 litres
- Composed of: 1 manhole, 2 flanges and 1 DN50 flange holder



33 CONTAINERS

MANHOLE CONTAINER PLUS MANHOLE CONTAINER

808313003
808313006

- This fuel tank chest allows installing pumps, valves and other type of equipment required for the connection of the tank with the supply kit.
- It is composed of two pieces: base and neck, joined with a ring, assuring its total sealing.
- Material: polyethylene
- Optionally it has flexible wall glands to make easier the piping.

4" SPILL CONTAINER WITH Ø360 mm STEEL COVER 4" SPILL CONTAINER WITH Ø410 mm STEEL COVER 4" SPILL CONTAINER WITH Ø360 mm FIBRE COVER

808313004
808313005
808313001G

- The spill manhole container is designed to prevent the product spill near filling connections and vapour outlet in buried storage tanks during a normal filling operation. It helps to prevent the soil contamination and the ground water pollution.
- Easy installation. Its flexible structure allows a good adaptation in all type of land.
- It allows draining the container product to the buried tank.
- Capacity: 19 litres

Materials:

- Cover: 4" spill container with steel cover: Cast iron
4" spill container with fibre cover: Polyamide with fibreglass
- Mounting ring: Cast iron
- Bellow: Polythene
- Base: Compound fibre
- Brackets: Stainless steel
- Seals: Buna-N



4" spill container with fibre cover



DESCRIPTION

CODE

HYDROCARBON SEPARATORS

HYDROCARBON SEPARATORS WITH DECANter AND COALESCING CELL

- It is an equipment made for retaining the hydrocarbon in suspension that could be in dirt waters. It is obligatory headed by a decanter that will retain the heavy material.
- The Spanish Water Law of 1985 and the corresponding local regulations forbid the spill of lubricant, oil and hydrocarbon, new or waste, in the surface, ground waters or in sewers.
- The hydrocarbon separators with coalescing cell are particularly advisable to treat waters before their spill in significant zones (rivers, lakes, seas, etc.) or when the local regulation ask for some results higher than it is usual. These separators comply with the EN858 European Regulation, separators of Class I (spill < 5mg/l).

Features:

- Retention capacity: 10 litres per l/s of nominal flow
- Treatment capacity: 1.5 to 15 l/s
- Decanter volume: 200 litres per l/s of nominal flow
- Output: 99,88 % (lower than 5 mg/l) for a density of 0,85



Model	Flow (l/s)	Weight (kg)	Height (mm)	Diameter (mm)	Decanter volume (L)	Separator volume (L)
■ SHDOC2-1-03	3	130	1,170	1,600	656	380
■ SHDOC2-1-06	6	225	1,500	1,930	1,275	500
■ SHDOC2-1-08	8	245	1,780	1,930	1,730	700
■ SHDOC2-1-10	10	305	1,580	2,400	2,010	1,030
■ SHDOC2-1-15	15	340	1,930	2,400	3,020	1,030

801905003

801905004

801905005

801905006

801905007



Model	Flow (l/s)	Weight (kg)	Height (mm)	Width (mm)	Length (mm)
■ SH2/6645/01	1.5	67	970	760	1,280
■ SH2/6645/03	3	87	1,280	760	1,410
■ SH2/6645/06	6	145	1,580	850	2,000
■ SH2/6645/08	8	205	1,630	940	2,220
■ SH2/6645/10	10	238	1,630	940	2,460
■ SH2/6645/15	15	358	1,900	1,540	2,400

801905018

801905019

801905020

801905021

801905022

801905023

DECANTERS / SAND TRAPS

Model	Weight (kg)	Height (mm)	Diameter (mm)	Volume (L)
■ DB2/1000	33	1,360	1,160	1,000
■ DB2/1500	52	1,220	1,550	1,500
■ DB2/2000	62	1,500	1,550	2,000
■ DB2/3000	99	1,500	1,930	3,000
■ DB2/4000	129	1,840	1,930	4,000
■ DB2/5000	149	2,180	1,930	5,000
■ DB2/6000	180	1,880	2,400	6,000
■ DB2/8000	340	2,450	2,400	8,000
■ DB2/10000	350	2,910	2,400	10,000

801905009

801905010

801905011

801905012

801905013

801905014

801905015

801905016

801905017

SAMPLE CONTAINER

- The sample container is an equipment that allows to pick up samples from an effluent in the inlet and/or outlet of a purification system.
- This container allows to analyse the contamination level of the effluents and control the output of the purification kit.
- Made of polyethylene, anti-rust

808313002

Sample container





DESCRIPTION

CODE

The extractors-decontaminators are suitable for the suction and total cleaning of the bottoms, both liquid and solid impurities, in all types of aerial and buried tanks. They point up because of the quick separation of the suctioned liquid by pressurization and decanting, returning to the same tank the clean liquid and the polluted liquid on the authorized tanks. It is also designed for emptying the own consumption tanks that could have water, mud or diesel, as well as the vehicle tanks with a wrong fuel or with more litres than those desired.

LG-84 · ELECTRIC EXTRACTOR-DECONTAMINATOR

Diesel

48000

Technical data:

- Motor: 0.25 kW with IP-55 protection
- Voltage: 230 VAC
- Consumption: 1.2-2 A
- Pressure / Depression: +0.9/-0.7 bar
- Flow: 35 l/min
- 3,000 rpm
- Maximum vessel capacity: 60 litres
- Maximum admissible capacity: 50 litres
- Suitable for diesel

Equipped with:

Vacuum gauge -1 +3 bar · FF3/4" ball valve · level buoy (overflow security) · 5.5 m transparent hose with 1/2" metallic galvanised lance · 0.75 m M3/4" complete drain probe · 1.5 m Ø12x9 mm tank extraction tube · 1.5 m Ø8x6 mm tank extraction tube · stainless grid · breakaway valve · chassis with a handle and back wheels

**IT IS NOT SUITABLE FOR PETROL OR EXPLOSIVE LIQUIDS OR WHERE IT IS REQUIRED AN EXPLOSIONPROOF KIT.*

LGN-97 · PNEUMATIC EXTRACTOR

Diesel

Petrol

48030



- It allows a tank retention in vacuum to suction 50 litres, with a suction capacity of 6 m.
- In its bottom there is a drain valve (ball valve) to empty and analyse the liquid.
- Pneumatic extractor with 2-extraction positions per probe
- It also allows the emptying / pressure conservation in its inner in order to suction/empty where there is no air intake.
- It is suitable for diesel and petrol.

Technical data:

- Extraction system based on the depression creation in the tank inner (Ventury system) (-0.8 bar)
- Emptying system at pressure (+0.9 bar)
- Sealed security valve, tared at +1.5 bar
- Sealed valve that regulates the air inlet, tared at 0.9 bar
- It has an air hose connection.
- Minimum pressure: 6 bar
- Required air pressure of 200 l/min at 6 bar or suctioned flow of 400 l/min

Equipped with:

Vacuum gauge -1 +3 bar · level indicator · Tank for the extracted fuel · Transparent vessel · Earth connection · 5.5 m transparent hose with 1/2" metallic galvanised lance · 0.75 m M3/4" complete drain probe · 1.5 m Ø12x9 mm tank extraction tube · 1.5 m Ø8x6 mm tank extraction tube · chassis with a handle and back wheels

The LGN-97 pneumatic Extractor-decontaminator complies with the rules of kits at pressure, "Real Decreto" 769/1999 of the Directive 97/23/EC, and it is suitable for the handling, suction and delivery of the hydrocarbon, petrol, unleaded petrol, biodiesel, oil. It can operate in Hazardous Atmosphere Zones; 0, 1 and 2 with certificate for the EC regulations.

Optional:

- Water paste · water level indicator
- 5.5 m transparent hose + 1 m metallic galvanised lance
- 2 x Ø12x9 mm and 8x6 mm tank extraction tubes of 1.5 m (each one)
- 0.75 m M3/4" complete drain probe
- Air output tube adapter (service station)

807613001
480006002
480006001
480006003
480105010

DESCRIPTION

CODE

LGN-200 - PNEUMATIC MULTI-USE EXTRACTOR-DECONTAMINATOR

48020

- It is designed for the fuel extraction, storage, filtering and also its supply, specially suitable for "RENT A CAR".
- First it suctions the vehicle fuel, which is filtered. This can be supplied from the same kit with the supply nozzle and the electronic meter.
- The liquid transfer is controlled through the electronic meter or through the lower valve but without metering it.
- It allows the vacuum / pressure conservation in its inner to extract/empty where there is not any air intake.

Technical data:

- Extraction system based on the depression creation in the tank inner (Ventury system) (-0.8 bar)
- Emptying system at pressure (0.45 bar)
- Sealed security valve, tared at 0.5 bar
- Sealed valve that regulates the air inlet, tared at 0.9 bar
- Air hose connection
- Water-repellent filtering element of 5 µm (micron)
- Minimum pressure: 6 bar
- Required air pressure of 200 l/min at 6 bar or suctioned flow of 400 l/min

Equipped with:

Vacuum gauge -1 +3 bar · Tank for the extracted fuel of 200-litre capacity · Transparent vessel of 10-litre capacity · Earth connection · Lower valve for the total empty of the tank · Level indicator · MGE-40 electronic gear meter · PA-60 automatic nozzle · 1.5 m Ø12x9 mm tank extraction tube · 1.5 m Ø8x6 mm tank extraction tube · 4 m Ø20 mm transparent hose · 5.5 m transparent hose with 1/2" metallic galvanised lance · chassis with a handle and wheels

LGN-200



mm (approx.) 1,615
950
kg (approx.) 135

■ **Optional:**

- Water paste · water level indicator
- 5.5 m transparent hose + 1 m metallic galvanised lance
- 2 x Ø12x9 mm and 8x6 mm tank extraction tubes of 1.5 m (each one)
- 0.75 m M3/4" complete drain probe
- Air output tube adapter (service station)

807613001
480006002
480006001
480006003
480105010



USE GUIDE



Plug it into the air inlet until getting the exact pressure.



Close the air valve and place the extractor-decontaminator close to the container. Put the probe at its bottom.



It suctions the impurities of the tank bottom.

DIESEL PUMPS

IRON-50 230 VAC



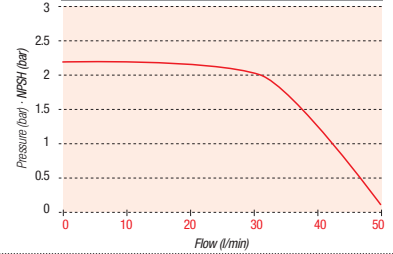
Page 16

Equivalence Box

	FREE	PT-60	PSF-040	PA-60
IRON-50 230 VAC	50 l/min 1.5 A	45 l/min 1.6 A	46 l/min 1.6 A	45 l/min 1.6 A

CONNECTION: 1" - SUCTION: 2.7 m 1 1/4" - DELIVERY: 4 m 1"

Flow curves



IRON-50 12 or 24 VDC



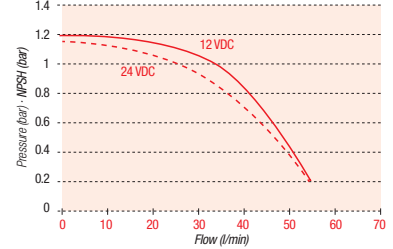
Page 18

Equivalence box

	LIBRE	PT-60	PSF-040	PA-60
IRON-50 12 VDC	53 l/min 16 A	43 l/min 18 A	44 l/min 18 A	34 l/min 19 A
S-50 12 VDC	42 l/min 17 A	34 l/min 18 A	36 l/min 18 A	28 l/min 19 A
IRON-50 24 VDC	53 l/min 7.9 A	43 l/min 8.5 A	44 l/min 8.9 A	33 l/min 9.5 A
S-50 24 VDC	42 l/min 8.5 A	34 l/min 8.9 A	36 l/min 9.1 A	28 l/min 9.5 A

CONNECTION: 1" - SUCTION: 2.7 m 1 1/4" - DELIVERY: 4 m 1"

Flow curves



IRON-75 230 VAC



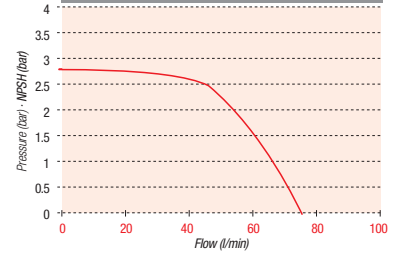
Page 20

Equivalence box

	LIBRE	PT-60	PSF-040	PA-60
IRON-75 230 VAC	80 l/min 1.9 A	72 l/min 2.2 A	74 l/min 2.1 A	72 l/min 2.2 A
S-75 230 VAC	-	69 l/min 2.4 A	71 l/min 2.3 A	69 l/min 2.4 A

CONNECTION: 1" - SUCTION: 2.7 m 1 1/2" - DELIVERY: 4 m 1 1/4"

Flow curves



AG-90 12 or 24 VDC



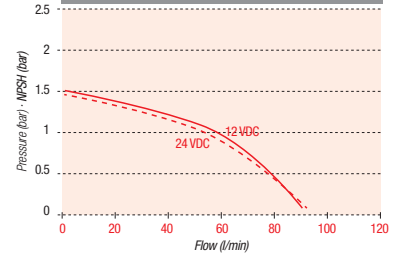
Page 22

Equivalence box

	LIBRE	PSF-040	PA-80	PA-120
AG-90 12 VDC	90 l/min 38 A	75 l/min 42 A	70 l/min 44 A	76 l/min 42 A
SAG-90 12 VDC	65 l/min 45 A	58 l/min 48 A	56 l/min 48 A	60 l/min 46 A
AG-90 24 VDC	92 l/min 30 A	78 l/min 32 A	72 l/min 33 A	80 l/min 31 A
SAG-90 24 VDC	68 l/min 34 A	60 l/min 35 A	57 l/min 36 A	62 l/min 35 A

CONNECTION: 1" - SUCTION: 2.7 m 1 1/2" - DELIVERY: 4 m 1 1/4"

Flow curves



AG-100 0.74 kW 230 VAC



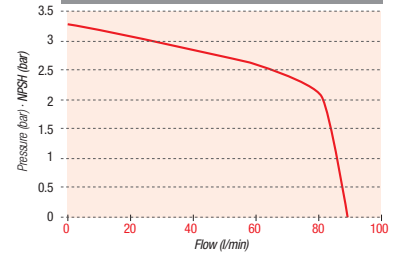
Page 24

Equivalence box

	LIBRE	PSF-040	PA-60	PA-80
AG-100 0.74 kW	93 l/min 3.9 A	85 l/min 5.1 A	80 l/min 4.5 A	85 l/min 4.8 A
	88 l/min 4.1 A			

CONNECTION: 1" - SUCTION: 2.7 m 1 1/2" - DELIVERY: 4 m 1 1/4"

Flow curves



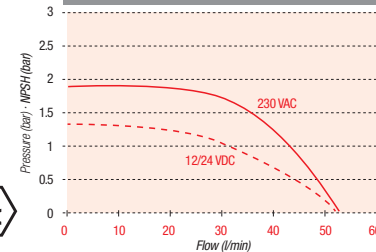
IRON-50 Ex 230 VAC
IRON-50 Ex 12 or 24 VDC



Page 26



Flow curves



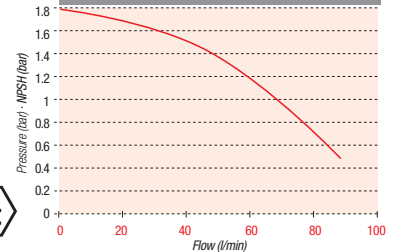
AG-800 230 VAC



Page 26



Flow curves



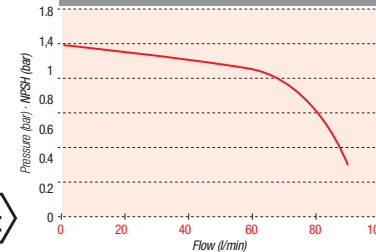
AG-900 12 or 24 VDC



Page 26



Flow curves



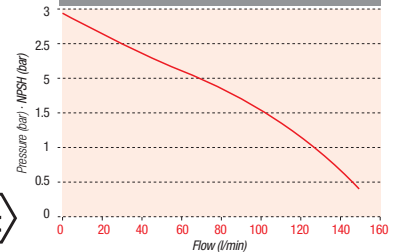
BAG-800 230-400 VAC



Page 26



Flow curves



PETROL PUMPS

AdBlue/DEF

DESCRIPTION

CODE

SUPPLY KITS FOR ADBLUE/DEF


These kits are specially designed for the AdBlue/DEF supply to vehicles from a 200-litre drum or a tank of 1,000 litres. Because of its base, this kit is easy to use and place. It can be placed in any type of tank or hang it on the wall.

Composed of:

- BD-30 230 VAC self-priming diaphragm pump · Flow: 30 l/min
- Metallic support with nozzle hanger
- 1.5 m transparent AdBlue/DEF suction hose
- 4 m Ø3/4" delivery AdBlue/DEF hose
- Universal zinc-plated hook set (adaptable to all type of tanks)
- Minimum operation temperature of the kit: -10 °C

■ Available accessories:

- MGE-40BLUE · Electronic meter · Accuracy: ± 0.8 %
- PT-60 · Manual nozzle special for AdBlue/DEF
- PA-60U · Automatic nozzle special for AdBlue/DEF
- Suction Kits for 200-litre drums and 1,000-litre tanks (Refer to Kit 1, 2 & 3)

	Pump	Nozzle	Suction kits		
■ AD-200M Kit		Manual PT-60	200-litre drum	1	19071
■ AD-200A Kit		Automatic PA-60U	200-litre drum	1	19091
■ AD-1000M Kit		Manual PT-60	1,000-litre tank	2	19081
■ AD-1000A Kit		Automatic PA-60U	1,000-litre tank	2	19101
■ AD-CDSM Kit		Manual PT-60	1,000 litres - CDS	3	19121
■ AD-CDSA Kit		Automatic PA-60U	1,000 litres - CDS	3	19111
■ SADE-200M Kit		Manual PT-60	200-litre drum	1	19011
■ SADE-200A Kit		Automatic PA-60U	200-litre drum	1	19031
■ SADE-1000M Kit		Manual PT-60	1,000-litre tank	2	19021
■ SADE-1000A Kit		Automatic PA-60U	1,000-litre tank	2	19041
■ SADE-CDSM Kit		Manual PT-60	1,000 litres - CDS	3	19061
■ SADE-CDSA Kit		Automatic PA-60U	1,000 litres - CDS	3	19051

* Ask for available kits at 12 VDC


KIT 1

SUCTION KIT FOR DE 200-LITRE DRUMS




KIT 2

SUCTION KIT FOR DE 1,000-LITRE TANKS



KIT 3

SUCTION KIT FOR DE 1,000-LITRE TANKS (CDS)



1.1 PUMPS

BD-30 230 VAC · SELF-PRIMING DIAPHRAGM PUMP
BD-30 12 VDC · SELF-PRIMING DIAPHRAGM PUMP

02231

02240

- Flow: 30 l/min
- Motor: 0.37 kW 230 VAC 50/60 Hz · self-ventilated or 0.18 kW 12 VDC
- 1,750 rpm
- Operation: S2 20'
- IP-55 Protection · ON/OFF switch
- Inlet/outlet: F3/4"
- Min/max. Temperature: -5 °C / +40 °C
- Pressure: 1.6 bar
- Maximum suction height: 2 m
- 2 m electrical cable with approved plug (230 VAC)

UNIVERSAL SUPPORT

80040259

BRM-U · ROTARY PLASTIC PUMP

04120

DESCRIPTION


CODE

1.2 MECHANICAL METER

MG-80 · MECHANICAL METER

32000-CF00000

- Fireproof measuring chamber with oscillating disc
- Flow: 10-90 l/min · Accuracy: $\pm 1\%$
- Partial indicator of 3 digits and totalizer of 6 digits
- Maximum operation pressure: 3.5 bar
- Maximum temperature: 60 °C · Minimum temperature: -10 °C
- Polyamide + Fibreglass housing
- Connection 1" GAS (BSP) with 3 inlets and 2 outlets
- It is supplied with 2 additional Male/Female 1" GAS (BSP) adapters (other threads under order).
- The 1" GAS (BSP) red adapter has built in the filter-sieve of 350 μm (micron).
- For private use, not suitable for fiscal operations



1.3 ELECTRONIC GEAR METERS WITH POM BODY

- POM body
- 5-digit display with TOTAL and PARTIAL of the supplied litres
- Maximum pressure: 5 bar
- Fluid viscosity: 1-200 cSt
- Powered by button battery of long duration
- Low battery display
- It has calibration parameters and stored litre totalizer in a PERMANENT MEMORY.
- Min./max. temperature: -10 °C / +50 °C · Max. humidity: 95 HR

MGE-40BLUE · 4-40 l/min · F1" · Accuracy $\pm 0.8\%$


32690-CF00000

MGE-110BLUE · 10-110 l/min · F1" · Accuracy $\pm 0.8\%$

32642-CF00000

MGE-400BLUE · 20-400 l/min · F2" · Accuracy $\pm 0.8\%$

32610-CF00000



1.4 PULSERS

MGI-40BLUE · 4-40 l/min · F1" · Accuracy $\pm 0.8\%$

32700

Two channels: 98 $\pm 2\%$ pulses per litre and channel

MGI-110BLUE · 10-110 l/min · F1" · Accuracy $\pm 0.8\%$

32630

Two channels: 41 $\pm 2\%$ pulses per litre and channel

MGI-400BLUE · 20-400 l/min · F2" · Accuracy $\pm 0.8\%$


32620

Two channels: 5.5 pulses per litre and channel

MGE/I-110BLUE · 5-110 l/min · F1" · Accuracy $\pm 0.8\%$

32641

In the back cover there are the pulser sensors of two channels giving 41 pulses per litre and channel.



1.5 NOZZLES

PT-60 · MANUAL NOZZLE

60 litres

47010


- Flow: 60 l/min
- Connection F3/4"
- Made of polyamide 6 -15% Fibreglass
- Max. pressure: 2 bar

PA-60U + SWIVEL · AUTOMATIC NOZZLE

45 litres

472900200

- Materials of construction: PP, stainless steel, Viton
- Flow: 12-45 l/min
- Inlet connection: BSPP1" Some other model- Automatic nozzle with trigger with safety cut out valve
- Max. pressure: 4 bar



2 COMPACT AND TOTEM SUPPLY KITS FOR ADBLUE/DEF

COMPACT BLUE BD-30E



mm (approx.) 405
460

kg (approx.) 18

COMPACT BLUE BD-30GE



TOTEM BLUE BD-30E

TOTEM BLUE GE



mm (approx.) 1,500
385 435

kg (approx.) 49

COMPACT BLUE BD-30K



mm (approx.) 405
460

kg (approx.) 23

DESCRIPTION

CODE

COMPACT and TOTEM supply kits for the AdBlue/DEF supply and measurement

- Flow: **30 l/min**
- BD-30 self-priming diaphragm pump (page 74)
- MGI-40Blue pulser - Accuracy $\pm 0.8\%$ (page 75)
- 4 m $\varnothing 19$ mm delivery hose special for AdBlue/DEF
- PA-60U automatic nozzle
- Nozzle hanger with automatic switch for the pump starting and stop

COMPACT BLUE BD-30E 230 VAC

19670-CF00000

- Electronic calibration
- 5-digit display with total and partial of the supplied litres
- Button-powered display

COMPACT BLUE BD-30GE 230 VAC WITH LITRE PRESET

19672-CF00000

- Supply kit with 6-digit luminous display that allows the preset of the volume to be supplied
- Electronics powered at 230 VAC
- *Tropicalised electronics*
- Please refer to GE electronics features in page 34

TOTEM BLUE BD-30E 230 VAC

19700-CF00000

- Electronic calibration
- 5-digit display with total and partial of the supplied litres
- Button-powered display

TOTEM BLUE BD-30GE 230 VAC WITH LITRE PRESET

19703-CF00000

- Supply kit with 6-digit luminous display that allows the preset of the volume to be supplied
- Electronics powered at 230 VAC
- *Tropicalised electronics*
- Please refer to electronics features in page 34

TOTEM BLUE GE 230 VAC WITH LITRE PRESET *without pump

19704-CF00000

- Supply kit with 6-digit luminous display that allows the preset of the volume to be supplied
- Electronics powered at 230 VAC
- *Tropicalised electronics*
- Please refer to GE electronics features in page 34

2.1 SUPPLY KITS WITH OWN CONSUMPTION CONTROLLER

Supply kits with GK-7 or GK-7Plus own consumption controller in order to be connected to a computer and manage a restricted use, the control of the supplies, users and/or vehicles.

**Refer to the communication kits and software in page 41-46.*

COMPACT BLUE BD-30K 230 VAC · 60 users · 200 services in memory COMPACT BLUE BD-30K 230 VAC · 130 users · 500 services in memory

19680-CF00000
19680-CF00001

COMPACT BLUE BD-30Plus 230 VAC · 60 users · 200 services in memory COMPACT BLUE BD-30Plus 230 VAC · 130 users · 500 services in memory

19681-CF00000
19681-CF00001

TOTEM BLUE BD-30K 230 VAC · 60 users · 200 services in memory TOTEM BLUE BD-30K 230 VAC · 130 users · 500 services in memory

19710-CF00000
19710-CF00001

TOTEM BLUE BD-30Plus 230 VAC · users · 200 services in memory TOTEM BLUE BD-30Plus 230 VAC · 130 users · 500 services in memory

19711-CF00000
19711-CF00001

Optional for the COMPACT model

- Hexagonal pedestal base (ask for it)

DESCRIPTION

CODE

3.1 BLUE KITS

3,000-LITRE HORIZONTAL BLUE-KIT

808401021

5,000-LITRE HORIZONTAL BLUE-KIT

808401022

Complete Kits to store and supply AdBlue/DEF.

Composed of:

TANK

- Tank of 3,000 or 5,000 litres made of high density polythene and high molecular weight. These tanks are moulded in one piece; they are perfectly watertight without glues or weldings;
- Special thickness for thermal isolation;
- High strong and excellent collision resistance;
- Its inner surface is smooth, avoids the pores and makes easier its cleaning;
- Translucent wall (according to the model);
- Metallic support for the supply kit;

- Metallic inserts to be fixed to support sheet directly to the tank
- It is included the wood pallet for its transport and stable base.

INCLUDED ACCESSORIES:

- Suction tube;
- Level clock;
- 2" charging hole;
- Manhole;
- Air inlet

Optional:

The Kit can be supplied with any available supply kit for AdBlue/DEF.

***Refer to more AdBlue/DEF tanks in page 68.**

3.2 BLUETANK

BLUETANK SLIM-4000 · 4,000-litre capacity

38927

- Resistant to corrosion and UV radiation
- The door opened to the right or the left.
- Lockable housing protects the dispensing equipment against unauthorized access.
- The tank can be easily transported by a forklift truck.
- Raised roof enables easy access to the tank inner.

*Warranty of 10 years

Composed of:

- 2" filling line (stainless steel)
- Self-suction pipe with 1" suction line with filter and check valve
- Support for keeping the nozzle in its correct position
- Lockable door for the supply kit and inspection lid in the tank top.
- 8" inspection hatch on the tank inner

3.3 BLUEBOX

BLUEBOX-EXF 15 PRO · 1,500 litres · 2,230x870x2,180 mm

BLUEBOX-EXF 20 PRO · 2,000 litres · 2,220x1,050x2,180 mm

BLUEBOX-EXF 30 PRO · 3,000 litres · 2,830x1,140x1,950 mm

BLUEBOX-EXF 40 PRO · 4,000 litres · 3,010x1,140x2,330 mm

BLUEBOX-EXF 50 PRO · 5,000 litres · 2,880x2,010x2,280 mm

BLUEBOX-EXF 50 PRO Slim · 5,000 litres · 2,970x1,510x2,365 mm

BLUEBOX-EXF 100 PRO · 10,000 litres · 5,200x2,010x2,280 mm

Composed of:

- High density polythene tank
- 50 mm insulated panel
- Double vacuum filter
- 2" Overfill stainless steel valve
- Maximum Temperature control
- Electroventilation
- Stock control
- Optical warning of maximum-minimum capacity
- Isolated low and top lock doors
- Built-in dispenser (To choose the dispenser location)
- Submersible pump special for AdBlue · 0,75 HP · 70 l/min
- MGI-Blue pulser · Accuracy ± 0.8 %

Optional:

- GK-7 own consumption controller with PC communication
- GENIUS-INOX level gauge with GPRS communication to internet
- Hose-reel
- Minimum temperature control
- Double dispenser
- Telemetry
- TODO filling valve
- Corporate image




Size and weight (approx.)

· 3,000 BLUE-KIT

2,200x1,500x1,900 mm · 230 kg

· 5,000 BLUE-KIT

2,300x1,900x2,030 mm · 375 kg



STANDARD



*Corporate image customisation

*Ask for other available models

OPTIONAL: GK-7 controller



4 GRG · POLYTANK BLUE



DESCRIPTION

CODE

POLYTANK BLUE 200 L

384200800

POLYTANK BLUE 410 L

384200700

- Neutral white tank with baffle
- Lockable cover
- Suction filter with mesh filter in order to avoid the impurity suction

*TANK WARRANTY: 5 years
 Manufactured according to ISO 9001:2008
 Highest quality components engineered for long term use with AdBlue/DEF

5 HOSE-REELS



MF3/4" HOSE-REEL FOR ADBLUE/DEF with 10 m Ø19 mm HOSE

807303050

MF3/4" HOSE-REEL FOR ADBLUE/DEF with 15 m Ø19 mm HOSE

807303051

- Stainless steel connections
- 90° stainless steel swivel
- Viton joints
- Diameter: MF3/4"

6 GENIUS-INOX · LEVEL INDICATOR



mm (approx.) 185 x 160 x 60
 kg (approx.) 2.50

GENIUS-INOX · 230 VAC · LEVEL INDICATOR

25732

APPLICATION

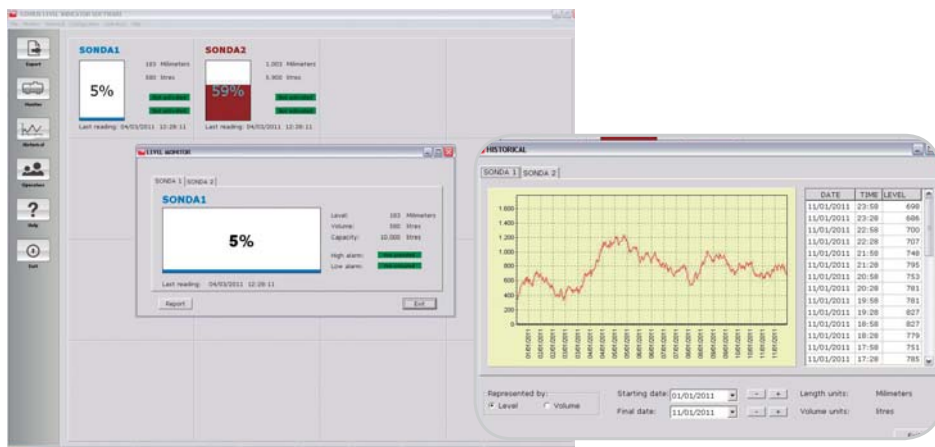
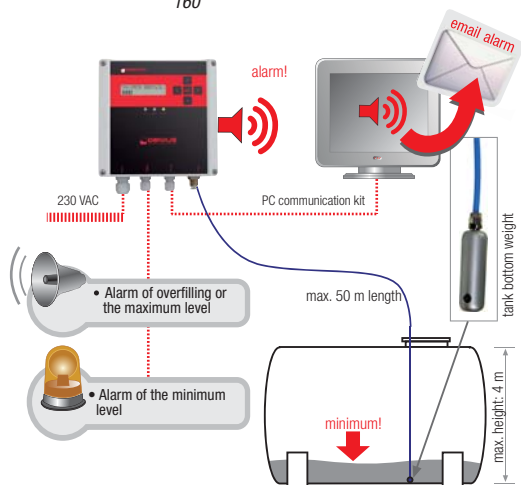
- GENIUS is a level monitor in atmospheric tanks.
 - The level measurement is made measuring the static pressure of the liquid height through a tube into the tank.
 - It allows measuring the level in rectangular and cylindrical, horizontal or vertical tanks with a maximum height of 4 m.
 - Level reading in height (m or inches) or volume (litres or gallons)
 - It is suitable for AdBlue/DEF or phytosanitary products.
- *Refer to the communication kits and software in page 50-52

Optional:

- Communication kit via USB CABLE
- Communication kit via ETHERNET

257310000

257330000



LUBRICANT

25
l/min230
VAC0.37
kW

EA-88 (0.37 kW)

mm (approx.) 190
260 160

kg (approx.) 10

0.74
kW

EA-88 (0.74 kW)

mm (approx.) 200
290 190

kg (approx.) 13.2

Flow curves



*Note: Free outlet flow
The final flow is subject to the accessories and the installation conditions.

DESCRIPTION

CODE

25 l/min 230 VAC

Self-suction gear pumps suitable for the lubricant transfer.

They are suitable for its use in the agriculture, building, public works and industry.

EA-88 (0.37 kW) 230 VAC - 20-25 l/min

5-6
bar

03000

- It is suitable for lubricants of maximum 200 cSt viscosity.
- With recirculation bypass system
- Suction: 2.5 m · Delivery: 40 m
- Flow: 20-25 l/min (SAE-20/50 W at 25 °C)
- Motor: 0.37 kW 230 VAC 50/60 Hz single-phase · self-ventilated
- IP-55 protection
- With thermal protector
- Consumption: 2-4 A
- 1,500 rpm
- Bypass pressure: 5-6 bar
- Inlet/outlet: 1/2" GAS (BSP)
- ON/OFF switch
- 3 m 230 VAC connection cable with injected plug

EA-88 (0.74 kW) 230 VAC - 20-25 l/min

9-10
bar

03070

- It is suitable for lubricants of maximum 350 cSt viscosity
- With recirculation bypass system
- Suction: 2.5 m · Delivery: 40 m
- Flow: 20-25 l/min (SAE-20/50 W at 25 °C)
- Motor: 0.74 kW 230 VAC 50/60 Hz single-phase · self-ventilated
- IP-55 protection
- With thermal protector
- Consumption: 4-6 A
- 1,500 rpm
- Bypass pressure: 9-10 bar
- Inlet/outlet: 1/2" GAS (BSP)
- ON/OFF switch
- 3 m 230 VAC connection cable with injected plug

Optional:

- Pump support handle (page 100)



030003001

SEA-88 with MGE-20



SEA-88 (0.37 kW) - PUMP WITH MGE-40 ELECTRONIC GEAR METER
SEA-88 (0.74 kW) - PUMP WITH MGE-40 ELECTRONIC GEAR METER

31201
31202

EA-88 (0.37 kW) with pressure switch - 10 bar
EA-88 (0.74 kW) with pressure switch - 35 bar

10-35
bar03110
03080

In an industrial supply installation at long distance, it is advisable to equip the pump with a PRESSURE SWITCH, which allows the pump starting and stopping through the nozzle opening or closing.

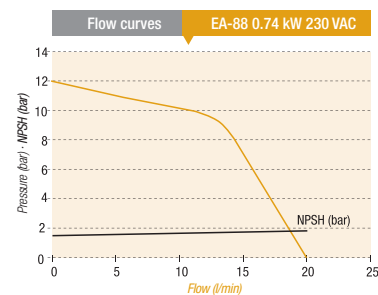
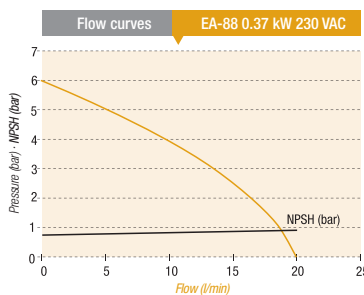

It has built in a check valve.

Optional:

- Pump support handle (page 100)
- Vacuum gauge (pump with pressure switch)

030003001
8035000020

EA-88 with pressure switch



DESCRIPTION

CODE


25 l/min 12 / 24 VDC

EA-90 (0.37 kW) 12 VDC · 20-25 l/min
EA-90 (0.37 kW) 24 VDC · 20-25 l/min

5-6 bar

03014
03090

- It is suitable for lubricant transfer with average/low density
- With recirculation bypass system
- Suction: 2.5 m · Delivery: 40 m
- Flow: 20-25 l/min (SAE-20/50 W at 25 °C)
- Motor: 0.37 kW self-ventilated 12 or 24 VDC
- S1 continuous duty
- IP-55 protection
- Consumption: 35-55 A (12 VDC) and 20-32 A (24 VDC)
- 1,500 rpm
- Bypass pressure: 5-6 bar
- Inlet/outlet tube: 1/2" GAS (BSP)
- With clamps for 12 or 24 VDC battery connection with 2 m of cable



mm (approx.) 173
300 143
kg (approx.) 8.5

25 l/min

12/24 VDC

0.37 kW

Flow curves
*Note: Free outlet flow
The final flow is subject to the accessories and the installation conditions.

SEA-90 (0.40 kW) 12 VDC · PUMP WITH MGE-40 ELECTRONIC GEAR METER
SEA-90 (0.40 kW) 24 VDC · PUMP WITH MGE-40 ELECTRONIC GEAR METER

31470
31550

Optional:

- Pump support handle (page 100)



030003001

SEA-90



50-55 l/min 230 VAC

EA-65 (2.2 kW) 230 VAC · 50-55 l/min · SINGLE-PHASE
EA-65 (2.2 kW) 230/400 VAC · 50-55 l/min · TRIPHASE

6-8 bar

03040
03043

- It is suitable for lubricant transfer with average/low density
- With recirculation bypass system
- Suction: 2.5 m · Delivery: 40 m
- Flow: 50-55 l/min with SAE-10/30W
- Motor: 2.2 kW 230 VAC single-phase or 230/400 VAC triphase · self-ventilated
- IP-55 protection
- With thermal protector
- Consumption: 10-15 A (230 VAC) · 6-8 A (230/400 VAC)
- 1,400 rpm
- Pressure: 6-8 bar (adjustable through the bypass valve)
- Suction/delivery pump diameter: 1 1/4" GAS (BSP)

EA-65



mm (approx.) 260
570 200
kg (approx.) 26,7

50-55 l/min

230 VAC


2,2 kW

Flow curves
*Note: Free outlet flow
The final flow is subject to the accessories and the installation conditions.

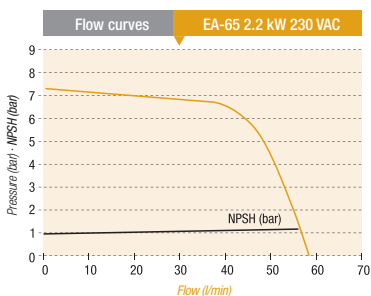
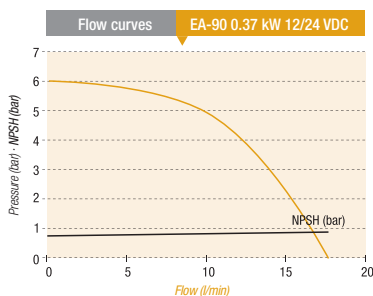
SEA-65 230 VAC · PUMP WITH MGE-250 ELECTRONIC GEAR METER
SEA-65 230/400 VAC · PUMP WITH MGE-250 ELECTRONIC GEAR METER

31760
31761

SEA-65



mm (approx.) 270
590 385
kg (approx.) 33



DESCRIPTION

CODE

33-83 l/min 230 VAC



EA-30

EA-30 (1.49 kW) 230/400 VAC TRIPHASE · 33 l/min · 1"

11
bar

24130

- Maximum suction height: 3 m
- Flow: 33 l/min
- Motor: 1.49 kW 230/400 VAC Triphase · IP-55 protection
- Consumption: 5.3 / 3.1 A
- 1,500 rpm
- Max. pressure: 11 bar (adjustable through the bypass valve)
- Max. working temperature: 130 °C
- Suction/delivery pump diameter: 1" GAS (BSP)



EA-50

EA-50 (1.49 kW) 230/400 VAC TRIPHASE · 50 l/min · 1 1/4"

8
bar

24150

- Maximum suction height: 4 m
- Flow: 50 l/min
- Motor: 1.49 kW 230/400 VAC Triphase · IP-55 protection
- Consumption: 9.9 / 5.7 A
- 1,500 rpm
- Max. pressure: 8 bar (adjustable through the bypass valve)
- Max. working temperature: 180° C
- Suction/delivery pump diameter: 1 1/4" GAS (BSP)

EA-80



EA-80 (2.98 kW) 230/400 VAC TRIPHASE · 83 l/min · 1 1/4"

10
bar

24160

- Maximum suction height: 4 m
- Flow: 83 l/min
- Motor: 2.98 kW 230/400 VAC Triphase · IP-55 protection
- 1,500 rpm
- Max. pressure: 10 bar
- Max. working temperature: 180 °C
- Suction/delivery pump diameter: 1 1/4" GAS (BSP)


5
bar

BEA-100

- Maximum suction height: 3-4 m
- IP-55 protection
- Consumption: 31 A
- 1,500 rpm
- Max. pressure: 5 bar (adjustable through the bypass valve)
- Max. working temperature: 180 °C

BEA-100 230/400 VAC · 115 l/min · 1 1/4"

24170



BEA-150

BEA-150 400/660 VAC · 175 l/min · 1 1/2"

24180



BEA-1000

BEA-330 400/660 VAC · 330 l/min

24191

BEA-1000 400/660 VAC · 1000 l/min

24200

Ask for other flows.

DESCRIPTION

CODE

YORK BASE FILTER

- 1/2" York base filter
- 3/4" York base filter
- 1" York base filter
- 1 1/4" York base filter
- 1 1/2" York base filter
- 2" York base filter

- 802700004
- 802700005
- 802700003
- 802700002
- 802700001
- 802700006

"Y" BRASS FILTERS

- 1/2" brass filter
- 3/4" brass filter
- 1" brass filter
- 1 1/4" brass filter

- 802701006
- 802701004
- 802701003
- 802701002

FGR-25 - HEATER FILTER

66080

Filter made of injected aluminium alloy for lubricants, with inner electric resistance of 230 VAC 300 W, with adjustable thermostat from 20 to 90 °C, in case there is a product prewarming. It is easy to install and its maintenance is simple.

- Regenerating filtering stainless steel cartridge
- Flow: 82 l/min · Filtration range: 300 µm (micron)
- Sealing with NB 100/70 DIN3535 Nitrile rubber joints
- Inlet / outlet connection: F1"

FUP-1 FF1" FILTER with thick mesh (POLYAMIDE + FIBREGLASS)

66032

York base filter



"Y" brass filter



FGR-25



FUP-1 filter



MANUAL PUMPS

BP-5 - MANUAL LEVER PUMP

04010

Manual lever pump for transferring diesel, all type of lubricants and other non-corrosive fluids from drums of 50 to 200 litres.

Technical Data:

- Pump materials: steel, aluminium, zinc, brass, NBR
- 870 mm metallic suction telescopic tube with 3/4" connection to the pump body
- 1 1/2" or 2" connection adaptable to metallic drums from 50 to 200 litres
- Transfer capacity: 300 ml x piston-stroke (litres per lever stroke)



BP-5


BMP-1 - MANUAL DOUBLE ACTION PISTON PUMP

04020

The manual piston pump of double action is suitable for diesel, oil, fuel and alcohol. It is supplied with a hole to hang the nozzle, the hose and the accessories so as to prevent the dirt and dust entry in the nozzle.

Technical Data:

- Capacity: 800 ml per stroke
- Inlet: 1" (NPT)
- Outlet: 3/4" (NPT)
- 2.5 m Ø3/4" petrol hose
- Drum plug: adjustable at 2"
- Suction tube: Ø33.5 mm x 1 m
- Aluminium body
- Stainless steel inlet
- Heavy-duty steel handle
- Self-lubricating sealing



BMP-1

BRM-88 - ROTARY ALUMINIUM PUMP

04030

- Self-suction rotary pump for a continuous transfer of lubricants and fuels
- It is adaptable to drums from 50 to 200 litres.
- It has built in an M2" adapter adjustable to height for the drum fixation.

Technical Data:

- Type: rotary blade
- Capacity: 20 litres x 70 rounds
- Suction tube: Ø32 mm
- Discharging pipe: Ø25 mm
- Material:
 - body: tempered aluminium alloy
 - handle: aluminium die casting



BRM-88



KDE-200E

DESCRIPTION

CODE

Electric self-suction kits special for the lubricant transfer. These kits are easy to install in all type of tanks or wall-fixed, allowing the quick drum change.

EA-88 (0.37 or 0.74 kW) ELECTRIC KITS FOR 200-LITRE DRUM

Equipped with:

- EA-88 0.37 or 0.74 kW 230 VAC self-suction gear pump
- 4 m R1 Ø1/2" delivery hose with adapters in both ends
- 1 m Ø3/4" transparent suction hose with valve and York filter and bun adapter
- PG-40 manual nozzle for the lubricant supply or PMGE-40 electronic nozzle-meter for the lubricant supply and measure with 60° rigid outlet with non-drip valve
- 2 universal hook set to hang the nozzle and the hose

- KDE-200 0.37 kW without meter
- KDE-200E 0.37 kW with meter
- KDE-200 0.74 kW without meter
- KDE-200E 0.74 kW with meter

20620
20630
22010
20650



KEB1-200E

EA-88 0.74 kW ELECTRIC KITS FOR 200-LITRE DRUM

Equipped with:

- EA-88 0.74 kW 230 VAC self-suction gear pump
- 4 m R1 Ø1/2" delivery hose with adapters in both ends
- 3/4" metallic suction tube kit · height 900 mm · with York filter built in and bung adapter
- PG-40 manual nozzle for the lubricant supply or PMGE-40 electronic nozzle-meter for the lubricant supply and measure with 60° rigid outlet with non-drip valve

- KEB1-200 without meter
- KEB1-200E with meter

20330
20340



KEBE-200E

EA-88 0.74 kW ELECTRIC KITS WITH HOSE-REEL FOR 200-LITRE DRUM

Equipped with:

- EA-88 0.74 kW 230 VAC self-suction gear pump
- 10 m R1 Ø1/2" delivery hose with adapters in both ends
- 3/4" metallic suction tube kit · height 900 mm · with York filter built in and bung adapter
- PG-40 manual nozzle for the lubricant supply or PMGE-40 electronic nozzle-meter for the lubricant supply and measure with 60° rigid outlet with non-drip valve
- Open hose-reel

- KEBE-200 without meter
- KEBE-200E with meter

20350
20360

■ Common accessories for all the kits:

- Universal zinc-plated hook set (page 100)
- Pump support handle (page 100)
- 4" F2" adapter plug for 1,000-litre tanks (page 98)
- DP-1000LX · Polythene tank of 1,000-litre capacity (page 98)
- CE-200 · 185-kg drum trolley for hose-reel (page 99)
- Universal support (page 60)

80040409
030003001
805204004
37030
68630
800404259

DESCRIPTION

CODE

ELECTRIC DISPENSER KIT FOR 1,000-LITRE TANK**Lower suction****Equipped with:**

- EA-88 0.37 or 0.74 kW 230 VAC self-suction gear pump
- 6 m R1 Ø1/2" delivery hose with adapters in both ends
- PG-40 manual nozzle for the lubricant supply or PMGE-40 electronic nozzle-meter for the lubricant supply and measure with 60° rigid outlet with non-drip valve
- Universal support with nozzle hanger
- TAC - Aluminium adapter plug

- KDE-1000 INF. 0.37 kW without meter
- KDE-1000E INF. 0.37 kW with meter
- KDE-1000 INF. 0.74 kW without meter
- KDE-1000E INF. 0.74 kW with meter

20641
20291
22021
20661

Direct top suction

- 2" bung adapter and adapter plug for 1,000-litre tanks
- 3/4" metallic suction tube kit - height 1 m with filter built in

- KDE-1000 SUP. 0.37 kW without meter
- KDE-1000E SUP. 0.37 kW with meter
- KDE-1000 SUP. 0.74 kW without meter
- KDE-1000E SUP. 0.74 kW with meter

20640
20290
22020
20660

DAE-1000 - ELECTRIC DISPENSER KIT FOR 1,000-LITRE TANK

12690

Equipped with:

- EA-88 0.74 kW 230 VAC self-suction gear pump
- 10 m Ø1/2" R1 delivery hose
- 3/4" metallic suction tube kit, height 1m with York filter built in
- PMGE-40 complete electronic nozzle-meter
- Flexible tube with 90° rigid spout and non-drip end
- Metallic support with PMGE-40 protector and oil drip-receiver
- R1 Ø1/2" delivery hose with adapters in both ends, hose-reel connection to pump
- R1 Ø1/2" delivery hose with adapters in both ends, suction connection to pump
- Open hose-reel
- 4" F2" adapter plug and bung adapter (two threads)

KDE-1000



*Tank not included

TOP OUTLET



LOWER OUTLET



DAE-1000



*Tank not included

TOTEM · LUBRICANT DISPENSER

6

TOTEM-E LUBE

27310

- Supply kit for lubricant
- Display with total and partial of supplied litres

TOTEM-K LUBE

27320

- Supply kit for lubricant with GK-7 own consumption controller
- *Refer to controller features in page 39-46.

TOTEM-E LUBE

TOTEM-K LUBE



mm (approx.) 1,500
340 400

kg (approx.) 47

GM-3 WALL



GM-3 DRUM



GM-5 WALL



GM-5 DRUM

DESCRIPTION

The pneumatic pumps are intended for the lubricant transfer. They have built in a bung adapter to fix the R2" and M64x4 drum threads.

The delivery capacity of the pump varies according to particular applications and/or combinations: air pressure, viscosity and fluid temperature, delivery hose and connection size and type of nozzle. The air pressure may vary between a minimum of 3.5 bar and a maximum of 10 bar.

Using the adequate accessories these pumps can be hung up on the wall or assembled on drums, tanks or mobile trolleys.

CODE

GM-3 - PNEUMATIC PUMP - RATIO 3:1

Pneumatic pumps specially suitable for the oil transfer with low-medium viscosity (SAE 15/50) and anti-freeze for short-medium distances (40-50 m).

- GM-3G WALL
- GM-3G DRUM
- GM-3 WALL
- GM-3 DRUM

12034
12054
12030
12050

GM-5 - PNEUMATIC PUMP - RATIO 5:1

Pneumatic pumps specially suitable for the oil transfer with medium-high viscosity (SAE 15/140) and anti-freeze for medium-long distances (150-200 m)

- GM-5 - WALL
- GM-5 - DRUM

12061
12081

Model	GM-3G WALL-DRUM	GM-3 WALL-DRUM	GM-5 WALL-DRUM
Flow at 6 bar (l/min)	25	30	28
Ratio	3:1	3:1	5:1
Pressure (bar)	6-8	6-8	6-8
Air consumption (l/min)	200	220	250
Air inlet connection	F1/4" G BSP	F1/4" G BSP	F1/4" G BSP
Oil outlet connection	M1/2" G BSP	M1/2" G BSP	M1/2" G BSP
Noise level (dB)	80	80	80
Tube diameter (mm)	42	42	42
Tube length (mm)	215 - 940	215 - 940	215-940
Weight (kg)	3.77 - 5.35	5.57 - 7.38	5.86 - 7.71

GC-10/200



GC-10/200 - HIGH FLOW PNEUMATIC PUMP

12140

- Flow: 50 l/min · Maximum working pressure: 80 bar

Suction tube diameter (mm)	Suction tube length (mm)	Pump length (mm)	Total height (mm)	Weight (kg)
40	700	210	910	16

■ **Optional:**

- RP-1 · Pressure regulator with MF1/4" valve (page 115)
- RLP-1 · Regulator-lubricator-purifier (page 115)
- Pneumatic pump wall support (page 100)
- 25-bar pressure relief kit
- 50-bar pressure relief kit
- 70-bar pressure relief kit

801902001
801902002
800404020
12950
12960
12970



IT MUST BE INSTALLED A REGULATOR-LUBRICATOR-PURIFIER WHEN INSTALLING THE PNEUMATIC PUMPS.

DESCRIPTION

CODE

PNEUMATIC PUMP KIT ON 200-LITRE DRUM

- **Pneumatic drum pump**
- RP-1 · Pressure regulator
- 3 m R1 Ø1/2" delivery hose with adapters in both ends
- PG-40 manual nozzle for the lubricant supply or PMGE-40 electronic nozzle-meter for the lubricant supply and measure with 60° rigid outlet with non-drip valve
- Bung adapter

- **KNB-200** GM-3 (SAE 15/50) without meter
- **KNB-200E** GM-3 (SAE 15/50) with meter
- **KNB-200** GM-5 (SAE 15/140) without meter
- **KNB-200E** GM-5 (SAE 15/140) with meter

- 20210
- 20220
- 20730
- 20740



PNEUMATIC WALL PUMP KITS FOR 200-LITRE DRUM

- **Pneumatic wall pump**
- Wall pump holder
- RP-1 · Pressure regulator
- 6 m R1 Ø1/2" delivery hose with adapters in both ends
- PG-40 manual nozzle for the lubricant supply or PMGE-40 electronic nozzle-meter for the lubricant supply and measure with 60° rigid outlet with non-drip valve
- Bung adapter
- 2 m hose (suction-pump union) (type R1, F3/4" adapters and 90° F3/4" elbow)
- 3/4" metallic suction tube, height 900 mm with filter built in

WITHOUT HOSE-REEL

- **KNP-200** GM-3 (SAE 15/50) without meter
- **KNP-200E** GM-3 (SAE 15/50) with meter
- **KNP-200** GM-5 (SAE 15/140) without meter
- **KNP-200E** GM-5 (SAE 15/140) with meter

- 20230
- 20240
- 20750
- 20760

WITH HOSE-REEL of 10 m hose

- **KNPE-200** GM-3 (SAE 15/50) without meter
- **KNPE-200E** GM-3 (SAE 15/50) with meter
- **KNPE-200** GM-5 (SAE 15/140) without meter
- **KNPE-200E** GM-5 (SAE 15/140) with meter

- 20250
- 20260
- 20790
- 20800



Wall oil dripping holder



KDN-1000 INF.

*Tank not included



KDN-1000 SUP.

*Tank not included




DAN-1000

*Tank not included



DAN-1000L INF.

*Tank not included



DAN-1000L SUP.

*Tank not included

DESCRIPTION

CODE

PNEUMATIC DISPENSER KITS FOR 1,000-LITRE TANK

Lower suction

Pneumatic dispenser kit with lower or top outlet for 1,000-litre polythene tanks.

Composed of:

- Pneumatic wall pump
- RP-1 · Pressure regulator
- 6 m R1 Ø1/2" delivery hose with the universal hook set
- PG-40 manual nozzle for the lubricant supply or PMGE-40 electronic nozzle-meter for the lubricant supply and measure with 60° rigid outlet with non-drip valve
- Universal support with nozzle hanger
- 0.70 m R1 high pressure hose
- TAC · Aluminium adapter plug

- **KDN-1000 INF.** GM-3 (SAE 15/50) without meter
- **KDN-1000E INF.** GM-3 (SAE 15/50) with meter
- **KDN-1000 INF.** GM-5 (SAE 15/140) without meter
- **KDN-1000E INF.** GM-5 (SAE 15/140) with meter

- 20670
- 20600
- 20950
- 20960

Direct top suction

- 2" bung adapter and adapter plug for 1,000-litre tanks
- 3/4" metallic suction tube kit · height 1 m with filter built in

- **KDN-1000 SUP.** GM-3 (SAE 15/50) without meter
- **KDN-1000E SUP.** GM-3 (SAE 15/50) with meter
- **KDN-1000 SUP.** GM-5 (SAE 15/140) without meter
- **KDN-1000E SUP.** GM-5 (SAE 15/140) with meter

- 20680
- 20690
- 20890
- 20910

DAN-1000 · PNEUMATIC DISPENSER KIT FOR 1,000-LITRE TANK

12680

Kit for the 1,000-litre polythene tanks.
For its installation it only needs an air inlet at 1 m of the kit.

Composed of:

- GM-3 pneumatic wall pump
- RP-1 · Pressure regulator
- Open hose-reel
- 10 m R1 Ø1/2" delivery hose
- R1 Ø1/2" delivery hose with adapters in both ends, hose-reel connection to the pump
- PMGE-40 electronic nozzle-meter for the lubricant supply and measure with flexible tube with 90° rigid outlet and non-drip end
- 3/4" metallic suction tube, height 1 m with filter built in
- Universal support

DAN-1000L LATERAL · PNEUMATIC DISPENSER KIT FOR 1,000-LITRE TANK

Kit with the same components as the above one but with the metallic support designed for being assembled in the lateral of the 1,000-litre tank.
This support is placed in the metallic protection of the tank without screws or additional fixations.

Lower suction

12683

Direct top suction

12682

■ **Optional:**

- DP-1000LX · Polythene tank of 1,000-litre capacity (page 98)

37030



IT MUST BE INSTALLED A REGULATOR-LUBRICATOR-PURIFIER WHEN INSTALLING THE PNEUMATIC PUMPS.

DESCRIPTION

CODE

MOBILE PNEUMATIC KITS FOR 200-LITRE DRUM

- Pneumatic pump for 200-litre drum
- RP-1 · Pressure regulator
- 3 m R1 Ø1/2" delivery hose with adapters in both ends
- PG-40 manual nozzle for the lubricant supply or PMGE-40 electronic nozzle-meter for the lubricant supply and measure with flexible tube with 90° rigid outlet and non-drip end
- 3/4" bung adapter
- Mobile trolley for 200-litre drum

WITHOUT HOSE-REEL

- **KNC-200** GM-3 (SAE 15/50) without meter
- **KNC-200E** GM-3 (SAE 15/50) with meter
- **KNC-200** GM-5 (SAE 15/140) without meter
- **KNC-200E** GM-5 (SAE 15/140) with meter

20390
20400
20850
20860

WITH HOSE-REEL of 8 m hose

- **KNCE-200** GM-3 (SAE 15/50) without meter
- **KNCE-200E** GM-3 (SAE 15/50) with meter
- **KNCE-200** GM-5 (SAE 15/140) without meter
- **KNCE-200E** GM-5 (SAE 15/140) with meter

20410
20420
20870
20880



PNEUMATIC LUBRICANT DISPENSER

DA-24 · PNEUMATIC LUBRICANT DISPENSER

24060

Autonomous mobile unit for the lubricant supply with a 24-litre steel tank with a level indicator. This must be pressurised with air, connecting a compressor or an air line to the charging valve of the kit. The lubricant is gradually supplied when the control nozzle is activated.



PNEUMATIC KITS FOR FIXED INSTALLATIONS

GM-3 PNEUMATIC WALL KIT
GM-5 PNEUMATIC WALL KIT

181700000
181800000

Composed of:
Pump + wall support + R14M air adapter + ER14H quick socket + 1 m MM1/4" air hose with ends + 1.5 m MM1/2" hose with adapters (1 swivel side)

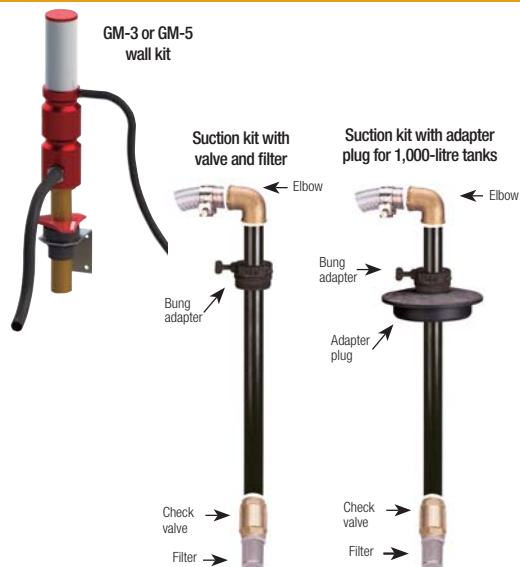
- **1 m 3/4" 200-litre drum suction kit**
- **1,000-litre tank suction kit**

35880
358100200

■ **Optional:**

- RP-1 · Pressure regulator with MF1/4" valve (page 115)
- RLP-1 · Regulator-lubricator-purifier (page 115)
- 25-bar pressure relief kit
- 50-bar pressure relief kit
- 70-bar pressure relief kit

801902001
801902002
12950
12960
12970



1" HIGH FLOW DIAPHRAGM PUMP



mm (approx.) 279 / 267
kg (approx.) 6.85

1/4" DIAPHRAGM PUMP



mm (approx.) 163 / 145 / 115
kg (approx.) 0.75

1/2" DIAPHRAGM PUMP



mm (approx.) 225 / 208 / 268
kg (approx.) 3.10

DIAPHRAGM PUMP KIT



RP-1



RPL-1



DESCRIPTION

CODE

1" HIGH FLOW DIAPHRAGM PUMP FOR NEW AND WASTE LUBRICANT

170 l/min

12090

Diaphragm pump for the new and waste lubricant transfer. It can transfer lubricant with small impurities (max. diam. 2 mm). (Ask for other liquids).

- Flow up to 170 l/min
- Air flow: 1,133 l/min
- Max. pressure: 8.6 bar (125 PSI)
- Body: injected aluminium
- Suction connection: 1" BSP · Delivery connection: 3/4" BSP
- Membrane: BUNA
- Seats: aluminium
- Seat joints: BUNA
- System: without lubrication · without half position

DIAPHRAGM PUMPS FOR BRAKE AND ANTIFREEZE LIQUIDS

1/4" NPT DIAPHRAGM PUMP

18 l/min

12160

1/2" NPT DIAPHRAGM PUMP

50 l/min

12150

Diaphragm pumps for the transfer of corrosive liquids and with small impurities (max. diameter: 2 mm).

Suitable for brake and antifreeze fluids.

- Max. pressure: 8.6 bar (125 PSI)
- Body: Polypropylene
- Balls: Teflon
- Seats: Polypropylene
- System: without lubrication · without half position

DRUM KITS WITH DIAPHRAGM PUMP

- Diaphragm pump
- 4 m R1 Ø1/2" delivery hose with adapters in both ends
- 1 m 3/4" transparent suction hose with valve and York filter and bung adapter
- PG-40 manual nozzle for the lubricant supply or PMGE-40 electronic nozzle-meter for the lubricant supply and measure with 60° rigid outlet with non-drip valve
- 2 universal hook sets to hang the nozzle and the hose
- Open hose-reel with 10 m hose

■ KBD1/4-200	1/4"	without meter	-	12830
■ KBD1/4-200E	1/4"	with meter	-	12840
■ KBDE1/4-200	1/4"	without meter	HOSE-REEL	12870
■ KBDE1/4-200E	1/4"	with meter	HOSE-REEL	12880
■ KBD1/2-200	1/2"	without meter	-	12850
■ KBD1/2-200E	1/2"	with meter	-	12860
■ KBDE1/2-200	1/2"	without meter	HOSE-REEL	12910
■ KBDE1/2-200E	1/2"	with meter	HOSE-REEL	12920
■ KBD1-200	1"	without meter	-	12980
■ KBD1-200E	1"	with meter	-	12981

Optional:

- RP-1 Pressure regulator with MF1/4" valve (page 115)
- RLP-1 · Regulator-lubricator-purifier (page 115)
- Pneumatic pump wall support (page 100)

801902001
801902002
800404020



IT MUST BE INSTALLED A REGULATOR-LUBRICATOR-PURIFIER WHEN INSTALLING THE DIAPHRAGM PUMPS.

DESCRIPTION

CODE

- Open or cased hose-reels of $\varnothing 1/2''$ for several applications specially for lubricant installations.
- They make easier the fluid supply at any working point, being able to be assembled on the wall, on tanks, on ceiling or anchored with fixed or adjustable supports.
- Metallic heavy-duty building with adjustable arms in order to get a better output in any position.
- Resistance: 200 bar.

 $\varnothing 1/2''$ OPEN HOSE-REELS (without hose)

- Capacity up to 10 m
- Capacity up to 15 m

807301003
807301005

 $\varnothing 1/2''$ OPEN HOSE-REELS (with hose)

Open hose-reels with R1 $\varnothing 1/2''$ hose special for lubricant

- E-10 with 10 m $\varnothing 1/2''$ hose
- E-15 with 15 m $\varnothing 1/2''$ hose

807300101
807300102

 $\varnothing 1/2''$ CASED HOSE-REEL (without hose)

High resistance cased hose-reel with adjustable bracket for $\varnothing 1/2''$ hose special for lubricant. Capacity up to 15 m.

807300200

 $\varnothing 1/2''$ CASED HOSE-REELS (with hose)

Cased hose-reels with R1 $\varnothing 1/2''$ hose special for lubricant.

- EC-10 with 10 m $\varnothing 1/2''$ hose with swinging bracket
- EC-15 with 15 m $\varnothing 1/2''$ hose with swinging bracket

807300201
807300202

ADJUSTABLE HOSE-REEL WALL BRACKET

24050

Swinging zinc-plated wall bracket to move the hose-reel in the desired position.

0.8 m $\varnothing 1/2''$ HOSE WITH ADAPTERS IN BOTH ENDS - HOSE-REEL CONNECTION

803406078

R1/2" hydraulic hose with adapters in both ends (one end with F1/2" mobile nut adapter and the other with M1/2" adapter).

 $\varnothing 3/4''$ AUTOMATIC HIGH CAPACITY HOSE-REEL (without hose)

160
bar

807301010

Automatic retractile hose-reel made of varnished steel suitable for 15 m R3/4" hose for air, grease, lubricant and water transfer. The retractile effect allows picking it up in the required length improving its operation.

- Connection: MM3/4"

Open hose-reel with hose



Cased hose-reel with hose



Adjustable bracket



Automatic hose-reel



Dim.: 680x590x250 mm
Weight: 25 kg

13 LUBRICANT RECUPERATORS

RM-60



RF-90



RA-90



DESCRIPTION

CODE

RM-60 • MOBILE LUBRICANT RECUPERATOR BY GRAVITY OF 60 LITRES

20474

Mobile drain unit for soils to recover the motor oils, the transmission oils and differential gear oils of the vehicles. The tank is equipped with a grille so as to avoid the reflux and drain the replaced filters.

- Capacity: 60 litres
- Grille
- 2 x Ø80 mm swivelling wheels
- 2 x Ø100 mm fixed wheels
- F3/4" drain valve

RM-120 + PNEUMATIC PUMP • 120-LITRE MOBILE RECUPERATOR + PUMP

20475

Model of 120 litres similar to the above one but including a pneumatic pump.

RF-90 • LUBRICANT RECUPERATOR OF 90-LITRE CAPACITY FOR INSPECTION PIT

20480

Drain unit for inspection pits in order to recover the oils of the vehicle motors, transmissions and differential gears. The tank is equipped with a grille so as to avoid the reflux and drain the replaced filters.

- Capacity: 90 litres
- Grille
- Adjustable supports (min. 800 mm - max. 1,200 mm)
- F3/4" drain valve

RA-90 • LUBRICANT RECUPERATOR BY GRAVITY

24010

90-litre lubricant recuperator by gravity to be used under vehicle elevators or an inspection pit. It is connected to an air inlet in order to discharge the kit. It has built in a funnel of 15 litres adjustable in height.

14 OIL EXTRACTORS



kg
approx. 34.29

PNEUMATIC EXTRACTOR WITH OIL PAN - 90 LITRES

24012

90-litre pneumatic extractor for waste oil.

- Tank capacity: 90 litres
- Pre-chamber capacity: 10 litres
- Ergonomic funnel with 360° swivel
- Grille to drain the filters
- Pneumatic air empty (max. pressure: 0.5 bar)
- Equipped with 10 probes

Air pressure: 7.5 - 8 bar

Depressurisation time l/min: 2.5' - 3'

Max. suction capacity: 43-45 litres

Suction time with Ø6 and oil temperature at 60 - 80 °C: 1.5' - 2'

Suction hose length: 2 m

AM-20



mm
(approx.) 1625
620 520

kg
approx. 56.5

AM-20 • MOBILE ELECTRIC EXTRACTOR

20100

- Portable machine of double use with transparent vessel of 10 litre capacity
- Funnel to recuperate oil by gravity
- EA-89 self-suction gear pump
- Motor power: 92 W
- Voltage: 230 VAC 50 Hz single-phase
- Evacuation pressure: +3 bar
- Depression: -0.9/-0.6 bar
- Vacuum gauge
- 2 m synthetic suction hose Ø9 x 18 mm
- Suction probe-carrier with special adapter
- Exchangeable probes of 3, 5 and 6 mm
- 230 VAC electric connection cable
- In-line filter for the impurities
- Suction and/or pouring reversing switch
- 60-litre tank
- Wheels to make easier its transport

DESCRIPTION

CODE

SUPPLY PORTICO WITH 3 HOSE-REELS

22040

Compact kit ready for its direct installation, specially suitable for the installation that have buried their pipes.

Composed of: cased hose-reel + 10 m hose + PMGE-40 electronic nozzle-meter + drip pan + base to be directly anchored to the ground

- Made of metallic sheet
- Lateral where to place the pipes
- 1 hose-reel extension (maximum 2 hose-reels per portico)

SUPPLY PORTICO WITH 3 HOSE-REELS AND OWN CONSUMPTION CONTROLLER

22050

It is composed of:

- GK-7M · own consumption multihose controller
- Portico with 3 hose-reels with 10 m of hose
- 3 x MGI-40 pulsers
- 3 x 1/2" solenoid valves
- 3 x supply electronic displays

It allows the supply only to the authorized users through PIN code or magnetic key. PC connection. Data base with the supplies done by each user, type of lubricant, supplied litres, date and hour... SQL data base for its easy and quick connection to ERP systems or another management software.

**PFP - PANEL TO FIX THE PNEUMATIC PUMPS AND/OR THE HOSE-REELS**

20530

Special support to fix the pneumatic pumps and/or hose-reels (up to 4 units) anywhere in the workshop or the working zone, simplifying the installation. Wall-assembled

WORKBENCHES

ELECTRIC OR PNEUMATIC WORKBENCHES

Workbench with dispenser kit for two types of lubricant that allows the supply of both products from the same operation site.

Inner capacity for 2 drums of 200 litres.

Mobile transversal girder in order to easily place the drums.

Equipped with:

- 2 x hose-reels with 8 m R1 Ø1/2" hose with adapters in both ends
- 2 x PMGE-40 electronic nozzle-meters for the lubricant supply and measurement
- 2 x suction kits for 200-litre drums

■ BDE-400E (electric)

20160

- 2 x EA-88 0.74 kW 230 VAC self-suction gear pumps
- 230 VAC cable

■ BDN-400E (pneumatic)

20170

- 2 x GM-3 pneumatic pumps · ratio 3:1
- 2 air regulators with built-in valve
- 2 x compressed air outlets
- It must be connected to a compressed air net.

■ AH-1800 · Metallic tool cabinet

701904058

Dim.: 1,800x207x750 mm
It includes supports.

BDE-400E



PG-40



PMGE-40



90° rigid spout



60° rigid spout



Flexible spout with 90° rigid curve and non-drip nipple



Non-drip nipple



PMGE-40 + Flexible spout with 90° rigid curve and non-drip nipple



PG-40 + 90° rigid spout



P-100



DESCRIPTION

CODE

PG-40 · MANUAL SUPPLY NOZZLE without spout

47352

Manual nozzle for the lubricant supply with hand protector, injected in high resistance plastic made of fiberglass and equipped with F1/2" GAS (BSP) and quick ACR exchange system of the different type of ends.

- Max. flow: 20 l/min (according to the pumping kit)
- Max. security pressure: 80 bar
- Max. working pressure: 50 bar

PMGE-40 · ELECTRONIC NOZZLE-METER without spout

47373-CF00000

Ergonomic electronic nozzle-meter with hand protector, injected in high resistance plastic made of fiberglass and equipped with F1/2" GAS (BSP) and quick ACR exchange system of the different type of ends.

It avoids the accidental trigger opening.

Composed of:

- PG-40 supply nozzle
- MGE-40 electronic gear meter (page 95)
- Shock case made of flexible rubber in order to protect the display buttons.

SPOUT TYPES

Quick exchange without threads

90° free flow rigid spout

473502003

Flexible spout with 90° rigid curve and non-drip nipple

473502005

60° rigid spout with non-drip nipple

473502002

Non-drip nipple

473002002

Flexible spout with 90° rigid curve and manual non-drip nipple

473502105

60° rigid spout with manual non-drip nipple

473502106

Manual non-drip nipple

473600000

COMPLETE NOZZLE-METER

PMGE-40 + 90° free flow rigid spout

47410-CF00000

PMGE-40 + Flexible spout with 90° rigid curve and non-drip nipple

47410-CF00001

PMGE-40 + 60° rigid spout with non-drip nipple

47410-CF00002

PMGE-40 + Flexible spout with 90° rigid curve and manual non-drip nipple

47410-CF00003

PMGE-40 + 60° rigid spout with manual non-drip nipple

47410-CF00004

COMPLETE MANUAL SUPPLY NOZZLE

PG-40 + 90° free flow rigid spout

47420

PG-40 + Flexible spout with 90° rigid curve and non-drip nipple

47421

PG-40 + 60° rigid spout with non-drip nipple

47422

PG-40 + Flexible spout with 90° rigid curve and manual non-drip nipple

47423

PG-40 + 60° rigid spout with manual non-drip nipple

47424

P-100 · MANUAL HIGH FLOW SUPPLY NOZZLE

150
l/min

474300000

- Flow: 150 l/min
- Max. pressure: 100 bar
- Maximum flow: 150 l/min
- Inlet swivel: M1" BSP
- Connections: M1" BSP with flexible spout of Ø1" with automatic drip nipple
- Trigger fixation

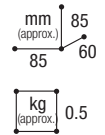
DESCRIPTION

CODE

- Electronic meter with aluminium measuring chamber with high accuracy oval gears
- 5-digit display
- It saves the litres of the last service.
- Flow: from 2 to 40 l/min
- Max. pressure: 50 bar
- Min./max. temperature: -5 °C / +60 °C
- Accuracy: ±0.5 %
- It is suitable for the lubricant measuring up to SAE-140 density
- Feeding by button battery of long duration
- Low battery display
- It has calibration parameters and stored litre totalizer in a PERMANENT MEMORY.



2-40 l/min
±0.5%



MGE-40 · ELECTRONIC GEAR METER

32350-CF00000

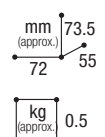
- Flow: 2-40 l/min
- Connection: F1/2"

MGI-40 · PULSER

32280

Pulser for its in-line assembly, making easier the exact information of the fluid management systems that there are in the market. It is composed of three pulse emitters (REED type) and two magnets fixed to one of the gears.

- Housing: aluminium · Cover: plastic
- Flow: 2-40 l/min
- Connection: F1/2"
- 100 pulses per litre and channel



HIGH FLOW METERS AND PULSERS (refer to page 33 & 35)



MGE-110
5-80 l/min



MGE-250
10-150 l/min



MGE-400
15-300 l/min



MGI-110
5-80 l/min



MGI-250
10-150 l/min



MGI-400
15-300 l/min

**Approx. flow according to the type of lubricant*

GE 230 V · DISPLAY WITH HOSE MODULE

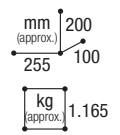
253400200

GE 12/24 V · DISPLAY WITH HOSE MODULE

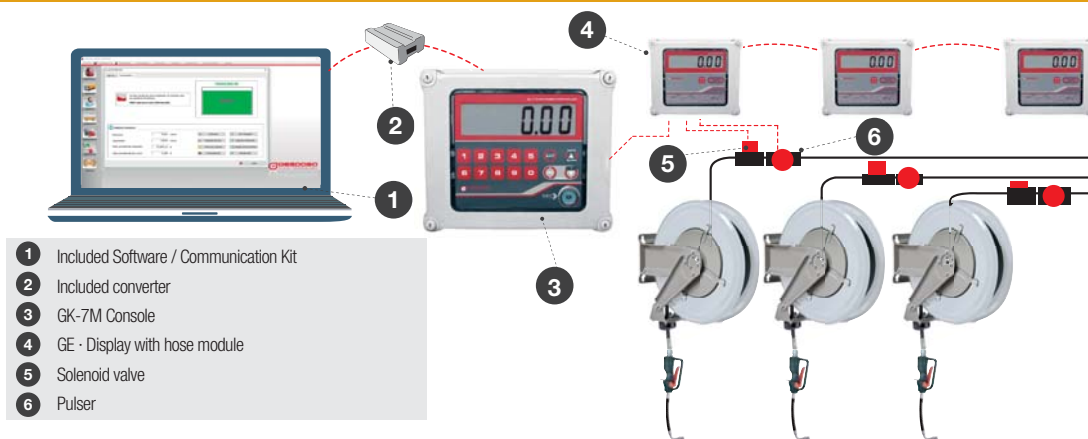
253400300

6-digit electronic *tropicalised* console with luminous display of liquid crystal which allows to:

- See the partial and total of the supplied volume.
- Connect to different types of meters with pulsers of 1 or 2 channels.
- Preset the volume to be supplied, connecting it to a pump and/or solenoid valve.
- Connect it to an external switch or nozzle holder.
- Connect it to the GK-7M controller through the RS-485 communication bus and the GESPASA communication protocol.
- Keypad functions:
TOTAL / EXIT: It shows the Total of the volume: By keeping pressed this key, the display shows the total of the supplied volume.
 Press "TOTAL" to cancel the volume preset.
 Key **X10:** It allows to preset. It increases 10 units each touch. When keeping pressed, it gets automatically increased.
 Key **X1:** It allows to preset. It increases 1 unit each touch. When keeping pressed, it gets automatically increased.
- If the volume is among 0.00 and 9999.99, two decimals are shown.
- If the volume is among 10000.0 and 99999.9, it only has one decimal.
- If the volume is equal to or higher than 100000, no decimal is shown.



Connected to your computer or Server



- 1 Included Software / Communication Kit
- 2 Included converter
- 3 GK-7M Console
- 4 GE - Display with hose module
- 5 Solenoid valve
- 6 Pulsar

DESCRIPTION

CODE

GK-7M MULTIHOOSE · DIGITAL FLUID MANAGEMENT AND CONTROL SYSTEM

The new digital fluid management system gives an effective solution for the best use of the supply services of different types of lubricant or other fluids in workshops or similar installations.

In the installations where the lubricant is transferred from bulk tanks to lubrication points, these kits are required for optimising its output with a total control of all the operations.

It is necessary to connect a display with hose module for each hose or meter where it is connect the meter, the solenoid valve and another display with hose module, if there is more than one.

Technical Data:

- Power: 110/230 VAC (optional 12/24 V)

The GK-7 console offers:

- Access the system only to authorised people (personal codes, magnetic keys or cards)
- Memorization of all the operations
- PC connection: software that shows graphically all the operations, use reports, product stock, product inputs
- Configuration of your own questions: e.g. license plate, work order, ...
- Optional: Keyboard
- Software with SQL database
- *.csv or *.txt format exportation

- **GK-7M · DIGITAL CONSOLE OF FLUID MANAGEMENT (page 40)**
- **GE · DISPLAY WITH HOSE MODULE (It is required to install a "display with hose module" for each hose to control)**
- **MANAGEMENT SYSTEM OF THE LUBRICANT SUPPLY**
- **MANAGEMENT SYSTEM OF ANTIFREEZE SUPPLY**
- **MANAGEMENT SYSTEM OF ADBLUE/DEF SUPPLY**
- **COMMUNICATIONS KITS**

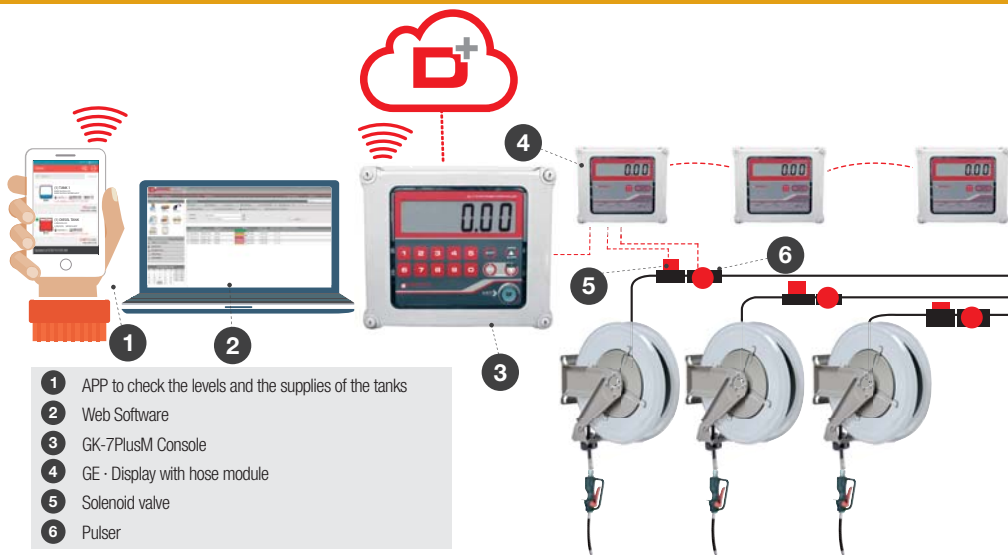
**Please check other possibilities and communication systems of the GK-7 own consumption controller (pages 39-46)*

25331-CF00000
253400200
25680
25681
256800500

The screenshot shows the GKSuite software interface. The main window displays a 'SUPPLIES' table with columns for NUMBER, DATE, HOUR, USER, VEHICLE, CONTR., PRODUCT, km (H.), LITRES, PRICE, T.I., AMOUNT, CONSUMP., and REMARK. A 'STOCK' window is open, showing 'DEPOSITO 1' with 'Level probe values' (Level: 800,00 mm, Volume: 7.542,00 Litres) and 'Theoretical values' (Volume: 5.000 Litres, Capacity: 20000 Litres, Considered Tank value: 0,00 €, Considered Litre value: 0,000 €). A tank level indicator shows 37% full.

NUMBER	DATE	HOUR	USER	VEHICLE	CONTR.	PRODUCT	km (H.)	LITRES	PRICE	T.I.	AMOUNT	CONSUMP.	REMARK
30	25/01/2017	12:46	LUIS HERREROS DIEZ	7777-FEP	1	GASOLINA 95	13.327	19.590	1,149	N	22,51	8,63	Vehículo pendiente revisión
29	25/01/2017	12:45	LUIS HERREROS DIEZ	7777-FEP	1	GASOLINA 95	13.100	9,080	1,149	N	10,43		
28	25/01/2017	12:35	DAVID CAROL PUIG	1973-AAA	1	GASOLINA 95	2.115	18,170	1,149	N	20,88	8,33	
27	24/01/2017	12:34	LUIS HERREROS DIEZ	1010-UJU	1	GASOLEO	12.350	27,640	1,117	N	30,87	7,90	
26	21/01/2017	12:32	CARLOS BARBOS JUAN	0998-CIL	1	GASOLEO	2.005	26,600	1,117	N	29,71	8,72	
25	21/01/2017	12:29	CARLOS BARBOS JUAN	0998-CIL	1	GASOLEO	1.700	24,180	1,117	N	27,01	8,06	
24	15/01/2017	12:27	SERGIO GIMENEZ SENA	1290-FOB									
23	15/01/2017	12:25	CARLOS BARBOS JUAN	1010-UJU									
22	15/01/2017	12:06	MIGUEL ORTIZ OSCA	0998-CIL									
21	14/01/2017	12:01	SERGIO GIMENEZ SENA	1290-FOB									
20	14/01/2017	11:58	MIGUEL ORTIZ OSCA	9863-DAW									
19	14/01/2017	11:55	SERGIO GIMENEZ SENA	1290-FOB									
18	11/01/2017	11:52	MIGUEL ORTIZ OSCA	1974-ABA									
17	11/01/2017	11:49	DAVID CAROL PUIG	1973-AAA									
16	09/01/2017	11:26	MIGUEL ORTIZ OSCA	5412-CEF									
15	09/01/2017	11:23	CARLOS BARBOS JUAN	3421-BUC									
14	03/01/2017	11:21	CARLOS BARBOS JUAN	3421-BUC									
13	03/01/2017	11:20	CARLOS BARBOS JUAN	3421-BUC									
12	01/01/2017	11:00	MIGUEL ORTIZ OSCA	9863-DAW									
12	01/01/2017	10:52	DAVID CAROL PUIG	1973-AAA									

Connected to the «cloud»



- 1 APP to check the levels and the supplies of the tanks
- 2 Web Software
- 3 GK-7PlusM Console
- 4 GE · Display with hose module
- 5 Solenoid valve
- 6 Pulser

DESCRIPTION

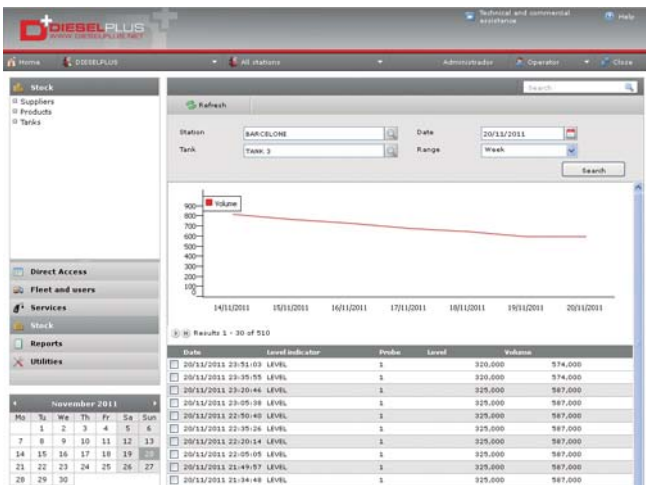
CODE

GK-7PlusM MULTIHOSE · DIGITAL FLUID MANAGEMENT AND CONTROL SYSTEM

Fluid management system with similar features as the above GK-7M with automatic connection to the «cloud» by Ethernet or GPRS.

- GK-7PlusM with built-in Ethernet connection (page 42)
- GK-7Plus + PLASTIC BOX · OWN CONSUMPTION CONTROLLER WITH GPRS COMMUNICATION (page 42)
- ANNUAL DIESELPLUS FEE · 60 users
- GE · DISPLAY WITH HOSE MODULE (It is required to install a “display with hose module” for each hose to control)
- MANAGEMENT SYSTEM OF THE LUBRICANT SUPPLY
- MANAGEMENT SYSTEM OF ANTIFREEZE SUPPLY
- MANAGEMENT SYSTEM OF ADBLUE/DEF SUPPLY

- 25333-CF00003
- 25332-CF00000
- 670500000
- 253400200
- 25680
- 25681
- 256800500



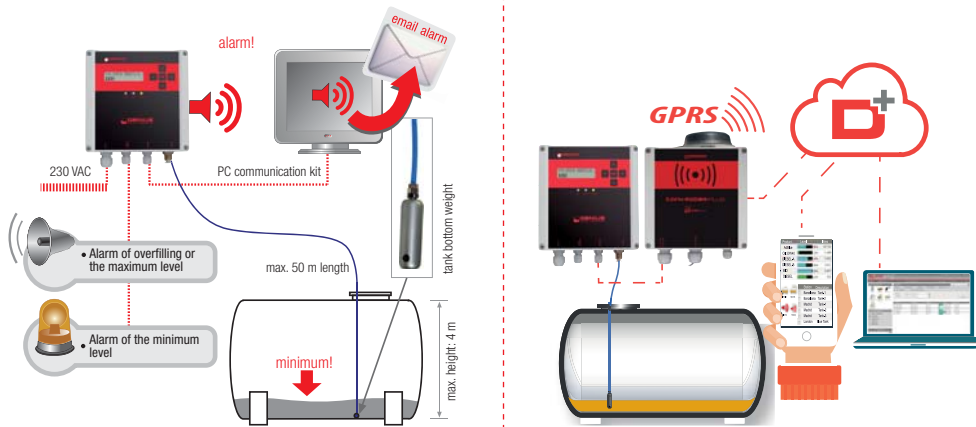
USER name	Number	Tax identification	Mobile phone	User group
CARLOS BARROS JUAN	10			SECTION 1
LUIS HERREROS DIEZ	2			SECTION 1
MOJIBEL ORTIZ OJICA	1			USUARIOS GENERAL
MOSES BERMUDEZ NOGA	6			USUARIOS GENERAL

GENIUS-LUBE · 230 VAC

25731

Gauge for the tank level reading:
 - Display reading
 - Reading from a local or distance PC

Please refer to feaures and communication kits (pages 50-52)



21 TANK



DESCRIPTION

CODE

DP-1000LX · 1,000-litre POLYTHENE TANK

37030

High density polythene tank of 1,000-litre capacity, with galvanized metallic frame and 4-inlet wood pallet

- It is suitable for mineral, agriculture, petrochemical and industrial oils.
- Ø150 filling hole with plug
- Emptying outlet with 50 mm ball valve

22 TANK ACCESSORIES

BUNG ADAPTER



BUNG ADAPTERS

Bung adapters with two threads: M-64x4 top thread and 2" BSP lower thread.

- 2"xØ21.9 mm (Pipe 1/2") BUNG ADAPTER
- 2"xØ27.3 mm (Pipe 3/4") BUNG ADAPTER
- 2"xØ33.5 mm (Pipe 1") BUNG ADAPTER
- 2"xØ42 mm (Pipe 1 1/4") BUNG ADAPTER
- 2"xØ29.3 mm (Pipe M.21) BUNG ADAPTER
- 2"xØ28 mm BUNG ADAPTER

805200003
805200004
805200006
805200005
805200001
805200007

ADAPTER PLUG



4" F2" ADAPTER PLUG FOR 1,000-LITRE TANK

805204004

- Plug to be assembled in the top hole of the DP-1000LX polythene tank
- F2" BSP thread



TAC



TAC-1000 · ADAPTER NUT TO THE 1,000-LITRE TANK

807106003

- Nut to be assembled in the lower hole of the DP-1000LX polythene tank
- MF3/4" BSP thread

DESCRIPTION

CODE

23.1 TRANSPORT TROLLEYS

PUMP TROLLEY

807900003

Trolley for pumps of different sizes.
- Platform size: 480x205 mm



Pump trolley

C-50 - 50-kg DRUM TROLLEY

68610

Trolley for 50-60-kg drums for the lubrication and grease kits.
It is equipped with 2 Ø125x37 mm fixed wheels and 2 Ø60x24 mm rotary wheels.
It also has built in a support for the assembly of a pneumatic pump.



C-50

CE-200 - 185-kg DRUM TROLLEY FOR A HOSE-REEL

686400100

*Transport trolley for 200-kg drums with an extra tubular frame
It is equipped with two fixed wheels and a mobile wheel for a better ergonomics and mobility.
The trolley has a security tape for the drum in order to avoid any accidental leak (drum not included).
It has built some hooks to reel the cable.
It also has built in a back platform for the assembly of a hose-reel.*



CE-200

T-200 - 200-kg DRUM TRANSPORTER-ELEVATOR TROLLEY

68650

Specially designed for transporting, raising and handling the drums.
- Capacity: 300 kg



T-200

- Comfortable and easy drum raising system with wheels for its transport



Metallic protective holder



Pump bracket handle




Wall oil dripping holder




Adjustable bracket for hose-reels



Pneumatic pump wall support



Universal support



Mixed wall non-drip support



Universal hook set



DESCRIPTION

CODE

23.2 SUPPORTS

METALLIC PROTECTIVE HOLDER

126801001

Metallic holder with drip tray to be installed on polyethylene tanks of 1,000 litres with metal tubular framework for all type of assemblies and pumping kits. It is also available made of galvanized steel. (Size: 170x1,105x605 mm)

PUMP BRACKET HANDLE

030003001

Handle with lower support to be fitted to gear pumps for an easy handling. It is available in black colour.

WALL OIL DRIPPING HOLDER

24020

Metallic nozzle holder with drip tray. (Size: 150x150x600 mm)

ADJUSTABLE BRACKET FOR HOSE-REELS

24050

Adjustable zinc-plated wall bracket to move the hose-reel in the desired position.

PNEUMATIC PUMP WALL SUPPORT

800404020

Zinc-plated support to install the pneumatic pumps on the wall.

UNIVERSAL SUPPORT

800404259

Zinc-plated sheet support to fix the pumping kits in the polypropylene tanks of 1,000 litres "with metallic framework" and the steel double wall tanks. It can also be fixed on the wall. It has a nozzle hanger with rubber protection and a drip tray.

MIXED WALL NON-DRIP SUPPORT

800405007

Metallic holder with drip tray to hang 2 nozzles and the probe-carrier tubes. It can be fixed on the wall or on the ground. (Size: 300x100x1,200 mm)

UNIVERSAL ZINC-PLATED HOOK SET

800404049

Support to hang the hose. It is adaptable to all type of drums and tanks.

DESCRIPTION

CODE

SUCTION / DELIVERY HOSES

R1 SUCTION / DELIVERY HOSES SPECIAL FOR LUBRICANTS

- R1 Ø1/2" suction/delivery hose (m)
- R1 Ø3/4" suction/delivery hose (m)
- R1 Ø1" suction/delivery hose (m)
- 0.8 m R1 ØM1/2" suction/delivery hose with adapters in both ends
- 2 m R1 ØM1/2" suction/delivery hose with adapters in both ends
- 3 m R1 ØM1/2" suction/delivery hose with adapters in both ends
- 4 m R1 ØM1/2" suction/delivery hose with adapters in both ends
- 6 m R1 ØM1/2" suction/delivery hose with adapters in both ends
- 8 m R1 ØM1/2" suction/delivery hose with adapters in both ends
- 10 m R1 ØM1/2" suction/delivery hose with adapters in both ends
- 12 m R1 ØM1/2" suction/delivery hose with adapters in both ends
- 15 m R1 ØM1/2" suction/delivery hose with adapters in both ends
- 20 m R1 ØM1/2" suction/delivery hose with adapters in both ends
- 25 m R1 ØM1/2" suction/delivery hose with adapters in both ends

803401002
803401008
803406044
803406055
803406026
803406027
803406011
803406028
803406045
803406029
803406046
803406047
803406091
803406092

Optional:

- To put M1/2" adapters in the R1 hose both ends
- To put M3/4" adapters in the R1 hose both ends
- To put M1" adapters in the R1 hose both ends

670001008
670001009
670001012

R1 suction/delivery hose



SUCTION HOSES AND KITS

SPRINGWEL BLACK SUCTION HOSES (m)

- Ø25 mm Springwel black suction hose
- Ø30 mm Springwel black suction hose
- Ø40 mm Springwel black suction hose

803400010
803400011
803400012

SPRINGWEL TRANSPARENT SUCTION HOSES (m)

- Ø20 mm Springwel transparent suction hose
- Ø25 mm Springwel transparent suction hose
- Ø30 mm Springwel transparent suction hose
- Ø40 mm Springwel transparent suction hose

803400005
803400001
803400003
803400002

Transparent and black suction hose



METALLIC TUBE SUCTION KIT WITH CHECK VALVE WITH FILTER + 3 m SUCTION HOSE

- Suction kit with check valve and 1" filter · height 1.35 m
- Suction kit with check valve and 1" filter · height 1.65 m
- Suction kit with check valve and 1" filter · height 1.90 m
- Suction kit with check valve and 1 1/4" filter · height 1.65 m
- Suction kit with check valve and 1 1/4" filter · height 1.90 m
- Suction kit with check valve and 1" filter with adapter plug for 1,000-litre tanks + 1" quick switch (without hose)

35560
35550
35570
35520
35530
35810

Suction kit + check valve + filter



Suction kit with adapter plug for 1,000-litre tanks



SUCTION KITS WITH METALLIC TUBE AND FILTER

- 1.40 m suction kit with 3/4" filter
- 1.70 m suction kit with 3/4" filter
- 1.40 m suction kit with 1" filter
- 1.70 m suction kit with 1" filter

35690
35670
35700
35680



GREASE

1 MANUAL INDUSTRIAL, LEVER AND PEDAL GREASE KITS

DESCRIPTION

CODE

MANUAL GREASE NOZZLES

- Aluminium casting head with filling nipple and air release valve
- Resistant follower spring
- Big threads for a quick and easy load
- It is available with 150-mm rigid tube of 6" or 12" or a 300-mm flexible hose and grease 4-jaw bushing with ball valve.
- It is suitable for the use of the 400-cm³ grease cartridge or bulk filling of 500 or 1,000 g.
- Working pressure: 690 bar · 10,000 PSI
- Thickness: 1.2 mm

- **BEP-500R** of capacity 500 cm³ (with rigid nipple)
- **BEP-500F** of capacity 500 cm³ (with flexible nipple)
- **BEP-1000 BASIC** of capacity 1000 cm³

68140
68130
68290

DF-50 · HIGH PRESSURE PNEUMATIC GREASE NOZZLE

- High pressure pneumatic grease nozzle of only one shot. It is designed with a grease cylinder in its top for an optimal balance. It is supplied with a 225 mm 9" rigid coupling and 4-jaw professional nipple.
- Air-operated use with 400 g grease cartridge or bulk filling of 500 g.
- Volume: 1 cm³ per stroke
- Min./max. pressure: 3 / 8 bar · 40 / 120 PSI
- Working pressure: 413 bar · 6,000 PSI
- Ratio: 50:1

68460

MANUAL GREASE FILLING KITS

- They are suitable for filling the manual grease pumps and nozzles.
- Composed of:** Manual grease pump, follower plate, cover and 90° rigid connection with 9 mm adapter

- **EG-20 for 16-30-kg drums** · Weight: 5.75 kg · Dim.: 320x420x570 mm
- **EG-50 for 50-60-kg drums** · Weight: 10.7 kg · Dim.: 420x420x940 mm

68340
68470

BEF-5 · MANUAL GREASE PUMP

- Pump that works through foot pressure in the spring load system.
 - In one only load it supplies 30 shots of grease.
 - Aluminium casting
 - The high pressure adjustment supplies 0.45 g for each shot at 690 bar (10,000 PSI)
 - The high volume adjustment supplies 1.25 g per stroke
 - It is suitable for NLGI class 2 grease
- Composed of:**
- drum cover, follower plate, Ø1/2" high pressure hose, joined nozzle with steel extension and coupling, 5-kg plastic drum, 1.5 m hose

68450

EP-16 · PEDAL GREASE KIT


- Pressure: 350-400 bar
- Composed of:**
- Small tank of 16 kg with wheels
 - Follower plate with spring
 - 2 m rubber hose
 - MF10x1 mm hammer lever
 - 200 mm rigid coupling and 4-jaw bushing

68310

MANUAL VALVOLINE NOZZLE

- Heavy-duty nozzle designed to transfer gear oil, Valvoline and non-corrosive liquids
- Plated-steel heading
- Steel cylinder with powder-paint finish
- It does not need to be primed.
- Capacity: 500 ml

68200



Valvoline nozzle



DESCRIPTION

CODE

PNEUMATIC GREASE PUMPS

Pneumatic high pressure grease pump for greases up to NLGI-2 that is intended for its assembly on grease barrels from 25 to 185 kg. It is suitable for mobile kits or fixed installations with a distribution outlet.

- Pressure Ratio: 60:1
- Air consumption: 130 l/min
- Maximum pressure: 8 bar
- Noise level: 76 dB
- Ø30 mm tube
- Air inlet thread: F1/4"
- Supply 1,600 g/min
- Grease outlet connection: M1/4"

Pneumatic grease pumps

	Drum	Suction tube length	Weight (kg)	
■ GN-60/25	20-25 kg	480 mm	5.24	68510
■ GN-60/50	50 kg	750 mm	6.30	68520
■ GN-60/200	185 kg	950 mm	7.10	68530

High flow pneumatic grease pumps

	Drum	Suction tube length	Weight (kg)	
■ GN-55/200GC	185 kg	880 mm	7.5	68560
■ GN-80/200GC	185 kg	880 mm	8.5	68550

GN-60/25



GN-55/200GC
GN-80/200GC



MOBILE GREASE KITS FOR DRUMS

Mobile grease kits for drums with capacity from 18 to 60 kg.

Composed of:

- GN-60 · ratio 60:1 · pneumatic grease pump
- Transport trolley with wheels
- Dust cover and follower plate
- 3 m R2 hose
- Nozzle with swivel joint
- Dust cover diameter: EMG-25 Ø320 mm · EMG-50 Ø400 mm
- Follower plate diameter: EMG-25 Ø310 mm · EMG-50 Ø370 mm

■ EMG-25 · Mobile grease kit for 18-30-kg drum (Dim.: 430x600x960 mm)	68350
■ EMG-50 · Mobile grease kit for 50-60-kg drum (Dim.: 500x620x1,100 mm)	68360

EMG-25
EMG-50



185-kg FIXED GREASE KITS

Grease kits for fixed or variable distances and to be assembled on a 185-kg drum.

Composed of:

- GN-60/200 · ratio 60:1 · pneumatic grease pump
- Quick coupling
- Adapter
- 6.5 m Ø1/4" high pressure flexible coupling
- Dust cover and follower plate
- PG-20 rigid grease nozzle with triple swivel adapter
- Pressure regulator

■ EFG-200 · Fixed grease kit for 185-kg drum	68400
■ EFG-200E · Fixed grease kit with hose-reel for 185-kg drum	68410

EFG-200E



DESCRIPTION

CODE

3.1 GREASE BUSHINGS

SHARP END BUSHINGS

Sharp end bushing



- Minimum shipment of 12 units (EUR/unit)

- Normal SHARP END BUSHING
- Special long SHARP END BUSHING

680006100
680006101

Zerk bushing



ZERK BUSHING

680006200

- Minimum shipment of 12 units (EUR/unit)

Flat head grease bushing



FLAT HEAD GREASE BUSHINGS

- Metallic grease bushing for flat head greasers
- Minimum shipment of 12 units (EUR/unit)

- FLAT HEAD BUSHING for Ø16 mm greasers
- FLAT HEAD BUSHING for Ø22 mm greasers

680006300
680006301

4-jaw grease bushing



4-JAW GREASE BUSHING

68240

- The mechanized jaws press tightly the greaser.
- Strong body
- Max. working pressure: 650 bar (10000 PSI)
- F1/8" (BSP) thread



NOTE: All the coupling bushings are available with and without retention ball valve.

DESCRIPTION

CODE

3.2 FLEXIBLE AND RIGID COUPLINGS

HIGH RESISTANCE FLEXIBLE COUPLINGS

- Breaking pressure: 1,650 bar
- Minimum shipment of 12 units (EUR/unit)

- **AFR-300** 300 mm high resistance flexible coupling without bushing
- **AFR-300B** 300 mm high resistance flexible coupling with hydraulic bushing
- **AFR-500** 500 mm high resistance flexible coupling without bushing
- **AFR-500B** 500 mm high resistance flexible coupling with hydraulic bushing

680006501
680006500

680006503
680006502

**The sizes correspond to the hose without ends.*

FLEXIBLE COUPLINGS

Flexible couplings suitable for the manual greasing. It has an inner metal braid.

- Operating pressure: 250 bar
- Breaking pressure: 1,000 bar
- Minimum shipment of 12 units (EUR/unit)

- **AF-300** 300 mm flexible coupling without bushing
- **AF-300B** 300 mm flexible coupling with hydraulic bushing

682100000
682100001

- **AF-340** 340 mm flexible coupling without bushing
- **AF-340B** 340 mm flexible coupling with hydraulic bushing

680006602
680006601

- **AF-400** 400 mm flexible coupling without bushing
- **AF-400B** 400 mm flexible coupling with hydraulic bushing

680006604
680006603

- **AF-500** 500 mm flexible coupling without bushing
- **AF-500B** 500 mm flexible coupling with hydraulic bushing

680006606
680006605

- **AF-2000** 2,000 mm flexible coupling without bushing
- **AF-2000B** 2,000 mm flexible coupling with hydraulic bushing

680006609
680006608

**The sizes correspond to the hose without ends.*

RIGID COUPLINGS

- **AR-100** Rigid coupling with anti-rust treatment without bushing
- **AR-100B** Rigid coupling with hydraulic bushing

680006700
680006701

HIGH PRESSURE FLEXIBLE COUPLINGS

Ø1/4" high pressure flexible couplings suitable for the pneumatic grease kits.

- **AFP-2** 2.2 m Ø1/4" high pressure flexible coupling
- **AFP-4** 4.5 m Ø1/4" high pressure flexible coupling
- **AFP-6** 6.5 m Ø1/4" high pressure flexible coupling
- **AFP-8** 8 m Ø1/4" high pressure flexible coupling
- **AFP-10** 10 m Ø1/4" high pressure flexible coupling
- **AFP-12** 12 m Ø1/4" high pressure flexible coupling
- **AFP-15** 15 m Ø1/4" high pressure flexible coupling

680007005
680007006
680007000
680007001
680007002
680007003
680007004

Flexible couplings



Rigid couplings



High pressure flexible couplings



CSE-485 · Greaser box



E-5 · Thread greaser



E-10 · Greaser at pressure



E-20 · Long thread greaser



E-25 · 45° greaser



E-30 · 90° greaser



DESCRIPTION

CODE

3.3 GREASERS

CSE-485 · GREASER BOX

808700500

Box with 485 more usual greasers.

Thread	E-5	E-25	E-30
6-100	75	25	25
8-100	50	25	25
1-125	50	25	25
10-100	40	25	25
1/8 GAS	40	25	25
1/4 GAS	20	15	15

E-5 · THREAD GREASERS (EUR/unit)

■ Thread 6-100	Box of 100 units (*minimum shipment)	808700201
■ Thread 7-100	Box of 100 units (*minimum shipment)	808700202
■ Thread 8-100	Box of 100 units (*minimum shipment)	808700203
■ Thread 8-125	Box of 100 units (*minimum shipment)	808700204
■ Thread 10-100	Box of 100 units (*minimum shipment)	808700205
■ Thread 10-125	Box of 100 units (*minimum shipment)	808700206
■ Thread 10-150	Box of 100 units (*minimum shipment)	808700207
■ Thread 12-100	Box of 50 units (*minimum shipment)	808700208
■ Thread 12-125	Box of 50 units (*minimum shipment)	808700209
■ Thread 12-150	Box of 50 units (*minimum shipment)	808700210
■ Thread 12-175	Box of 50 units (*minimum shipment)	808700211
■ Thread 1/4W	Box of 100 units (*minimum shipment)	808700212
■ Thread 5/16W	Box of 100 units (*minimum shipment)	808700213
■ Thread 1/8 GAS	Box of 100 units (*minimum shipment)	808700020
■ Thread 1/4 GAS	Box of 100 units (*minimum shipment)	808700219

E-10 · GREASERS AT PRESSURE (EUR/unit)

■ Pressure 6 mm	Box of 100 units (*minimum shipment)	808700301
■ Pressure 8 mm	Box of 100 units (*minimum shipment)	808700302
■ Pressure 10 mm	Box of 100 units (*minimum shipment)	808700303

E-20 · LONG THREAD GREASERS (EUR/unit)

■ Thread 6-100	Box of 100 units (*minimum shipment)	808700401
■ Thread 1/4 SAE	Box of 100 units (*minimum shipment)	808700415

E-25 / E-30 · GREASERS (EUR / unit)

	E-25 · 45° greaser	E-30 · 90° greaser
■ Thread 6-100	*Box of 100 units	808700001
■ Thread 7-100	*Box of 100 units	808700002
■ Thread 8-100	*Box of 100 units	808700003
■ Thread 8-125	*Box of 100 units	808700004
■ Thread 10-100	*Box of 100 units	808700005
■ Thread 10-125	*Box of 100 units	808700006
■ Thread 10-150	*Box of 100 units	808700007
■ Thread 12-100	*Box of 50 units	808700008
■ Thread 12-125	*Box of 50 units	808700009
■ Thread 12-150	*Box of 50 units	808700010
■ Thread 12-175	*Box of 50 units	808700011
■ Thread 1/4W	*Box of 100 units	808700012
■ Thread 5/16W	*Box of 100 units	808700013
■ Thread 3/8W	*Box of 100 units	808700014
■ Thread 1/4 SAE	*Box of 100 units	808700015
■ Thread 5/16 SAE	*Box of 100 units	808700016
■ Thread 3/8 SAE	*Box of 100 units	808700017
■ Thread 1/8 GAS	*Box of 100 units	808700018
■ Thread 1/4 GAS	*Box of 100 units	808700019

*Minimum shipment box of 50 and 100 units

DESCRIPTION

CODE

3.4 DUST COVERS AND FOLLOWER PLATES


DUST COVERS

- The dust cover is designed to cover the grease drums and protect them from the dust and dirt.
- The cover has a hole where it is possible to fit a pneumatic pump or a suction hose.
- The product is equipped with 7 thumbscrews: 1 to adapt the top hole of the suction tube or hose and the other 6 screws (3 long and 3 short) to fix the cover to the drum.

- **T-20** 365 mm for 20-25-kg drum
- **T-50** 430 mm for 50-kg drum
- **T-200** 600 mm for 200-kg drum

- 680006900
- 680006901
- 680006903

- Placing of the dust cover and the follower plate



Dust cover



FOLLOWER PLATES

- The follower plate is placed into the drum, on the grease level.
- Its purpose is to make the grease level uniformly goes down, emptying the drum and cleaning the grease of its wall.
- It has a central hole to insert a pneumatic pump or a suction hose, a perimetric rubber to be well-adapted to the drum walls and a handle for its easy handling.

- **P-20** Ø265-285 mm drum of 20 kg
- **P-50** Ø350-385 mm drum of 50 kg
- **P-200** Ø550-590 mm drum of 200 kg

- 680006800
- 680006801
- 680006803

Follower plate



GREASE NOZZLES AND JOINTS

GREASE NOZZLES

Metallic supply nozzle, made of steel, to be used on high pressure grease systems or kits. The nozzle must be assembled along with the rotary swivel to avoid twisting of the high pressure hose and to make the greasing point easier at any position.

- **PG-20** - RIGID GREASE NOZZLE
- **PG-25** - FLEXIBLE GREASE NOZZLE

- 24040
- 24030

RG-1 - ROTARY SWIVEL

- 249900001

Swivel to eliminate the twisting of the high pressure hose.

- Thread MF1/4" GAS (BSP)

RG-3 - TRIPLE ROTARY SWIVEL

- 249900002

Triple rotary swivel that it is advisable to connect to the grease gun to eliminate the twisting of the high pressure hose and make the greasing easier at any position.

- MF1/4" GAS (BSP) thread

PG-20



PG-25



RG-1



RG-3



DESCRIPTION

CODE

Ø1/4" open or cased hose-reels for many applications, specially suitable for installations. They make easier the fluid supply at any operation point. They can be mounted on the wall, tanks, ceiling or anchored through fixed or adjustable brackets. Heavy-duty metallic construction with movable arms to achieve a best operation at any position of assembly.

OPEN HOSE-REEL FOR Ø1/4" GREASE HOSE (without hose)

■ Capacity up to 15 m

807302000

EG - Open hose-reel with hose



OPEN HOSE-REEL FOR Ø1/4" GREASE HOSE

Open hose-reels that have built in the R1 Ø1/4" grease hose

- EG-06 with 6 m Ø1/4" grease hose
- EG-08 with 8 m Ø1/4" grease hose
- EG-10 with 10 m Ø1/4" grease hose
- EG-12 with 12 m Ø1/4" grease hose
- EG-15 with 15 m Ø1/4" grease hose

807302002
807302003
807302001
807302004
807302105

CASED HOSE-REEL FOR Ø1/4" GREASE HOSE (without hose)

807303000

High resistance cased hose-reel for Ø1/4" grease hose, including the adjustable bracket
- Capacity up to 15 m
- Resistance: 200 bar

EGC - Cased hose-reel



CASED HOSE-REEL FOR Ø1/4" GREASE HOSE

Cased hose-reels that have built in the R1 Ø1/4" grease hose and an adjustable bracket.

- EGC-06 with 6 m Ø1/4" grease hose with adjustable bracket
- EGC-08 with 8 m Ø1/4" grease hose with adjustable bracket
- EGC-10 with 10 m Ø1/4" grease hose with adjustable bracket
- EGC-12 with 12 m Ø1/4" grease hose with adjustable bracket
- EGC-15 with 15 m Ø1/4" grease hose with adjustable bracket

807303001
807303002
807303003
807303004
807303005

Adjustable bracket
for hose-reels

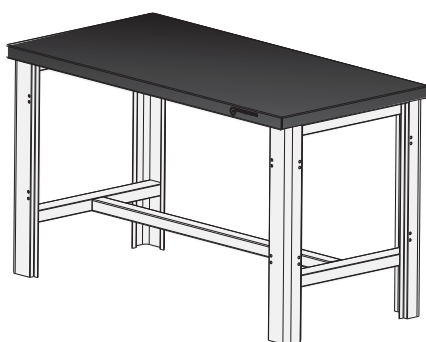
ADJUSTABLE BRACKET FOR HOSE-REELS

24050

Adjustable zinc-plated wall bracket to move the hose-reel in the desired position.

WORKSHOP EQUIPMENT

STANDARD WORKBENCH



BRICO-1400 · WORKBENCH + PANEL



METALLIC CABINET



→ The sheet turn part of the door is internally protected by the slot panel laterals.

UNIVERSAL SLOT PANEL

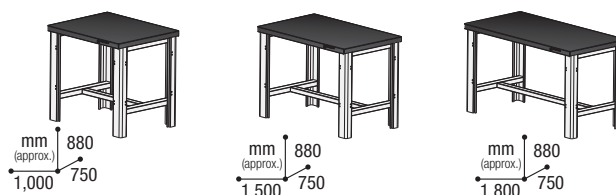


DESCRIPTION

CODE

STANDARD WORKBENCHES

- Modular workbenches available in three different sizes:



- Made of 1.5 and 2 mm DD-11 and DC-01 iron sheet.
- Powder-epoxi coating, kiln drying and with previous submerged part pickling, getting a high quality finish, both in flat surfaces and corners
- Detachable with an easy assembly
- When the user wants it can be enlarged according to their organization requirements.
- It is not necessary to drill the fixations or hinges. The interior of the table has built in the supports and slots to adapt the drawers.

- **BM-1000** · 1,000 mm
- **BM-1500** · 1,500 mm
- **BM-1800** · 1,800 mm

70180
70190
70200

■ Optional:

- Drawer (530x640x180 mm)

701904047

BRICO-1400 · WORKBENCH + PANEL

702600000

- DIY (do-it-yourself) WORKBENCH with a crossbar in its bottom. It has built in a wall slot panel for tool supports, being a good organizer without occupying much space in your workshop.
- Made of DD-11 and DC-01 iron sheet · Thickness: 1 mm the panel and the crossbar and 1.5 mm the table, the legs and the lateral crossbars.
- Powder-epoxy coating. Table and rung in MATT BLACK colour · Panel and legs in GREY colour.
- Easy assembly including the screws. It is not necessary to drill the fixations.
- The legs have a non-slip rubber stopper to avoid scratching the floor.
- It is supplied with 20 hooks.

METALLIC TOOL CABINET

- Three models:

- **AH1000** · 1,000x207x750 mm · Supports included
- **AH1500** · 1,500x207x750 mm · Supports included
- **AH1800** · 1,800x207x750 mm · Supports included

701904056
701904057
701904058

- Made of 1 and 1.5 mm DD-11 and DC-01 iron sheet.
- Roller blind doors with METALLIC sheets, with horizontal opening in two sections and key locking
- Interior, frontal and lateral slot panels to hang tool-holder supports, drills, PVC drawers, etc.
- Powder-epoxi coating, kiln drying and with previous submerged part pickling, getting a high quality finish, both in flat surfaces and corners.

UNIVERSAL SLOT PANELS

- Slot panels to hang on the wall. They are suitable to hang home and gardening tools...
- Available in horizontal or vertical format.

- □ **Panel-H** · 1,000x500 mm
- □ **Panel-H** · 1,000x800 mm
- □ **Panel-H** · 1,500x800 mm
- □ **Panel-H** · 1,800x800 mm
- □ **Panel-V** · 500x1,500 mm
- □ **Panel-V** · 800x1,500 mm
- □ **Panel-V** · 500x1,800 mm
- □ **Panel-V** · 800x1,800 mm

701904023
701904024
701904022
701904025
701904026
701904027
701904028
701904029

DESCRIPTION

CODE


DOUBLE RETENTION SPILL BASIN - 240 LITRES

385905021


- They are essential to store lubricants, fuels, chemical and contaminant substances.
- These retention basins offer an easy and quick protection against spillages of the chemical or oily substances.
- Environment protection against spillages or leaks of the stored substance.
- Ribbed basins for a highest resistance.
- Minimum weight for an easier transport or storage.
- Easy empty and cleaning as these are made of non-corrosive and environment resistant materials. They do not need maintenance.
- Modular design. Interconnected blocks that allow the connexion among different units in order to design a bigger storage space.



Double retention spill basin



Extractable grilles




Retention basin



RETENTION BASIN - 1,050 LITRES

385905022

- Material: average density polythene with high structural and chemical resistance.
- 100 % recyclable
- It is adapted to put on it some products like GRG tanks and europallet tanks, i.e. IBC containers.
- Maximum allowable charge: 2 Tm
- Safe: The filling of the smaller recipients with stored substances is made in the basin limits.
- Sealing: It has no type of joints.
- Transport: Design for a easy handling with forklift.



1,050 litre retention basin

WASTE OIL TANKS

TAU - WASTE OIL TANKS

- Sure and efficient oil storage
- Material: Made of strong and lasting polythene. It maintains its colour. They are watertight and resistant to mechanical damages. They do not oxidise.
- Double skin: Protection against spillages
- They do not need retention basins or special couplings.
- Easy and secure use because of its metallic outlined bushing.
- Application: clean points, car parks, service stations, bus and truck parks, garages, freight platforms, ports, shipyards, dumps, industries etc
- Manufactured according to ISO 9001:200 FM no. 57348 regulation

Standard equipment:

- Oil inlet compatible with Camlock 2" coupling (direct connection to a tank)
- Leak Detector
- Special funnel
 - > Capacity up to 20 litres of oil
 - > Metallic filter to avoid the waste inlet
 - > Lock lid

- TAU 200 · 200-litre capacity
- TAU 600 · 600-litre capacity
- TAU 1000 · 1,000-litre capacity

■ **Optional:**

- Acoustic overfill alarm (page 61)

TAU 600



TAU 200



TAU 1000



38400

38401

38402

801904008



DESCRIPTION

CODE

AIR SPRAYER

Autonomous portable air kit. It is suitable for automotive workshops and industry, where there is not available the connection to an air system or compressor.

■ **IG-14 · AIR SPRAYER**

24120

- Capacity of 14 litres
- Manometer 0-10 bar

■ **IG-24 · PROFESSIONAL AIR SPRAYER**

24110

- Capacity of 24 litres
- Manometer 0-10 bar
- EC approved
- It has 2 back wheels to make easier its transport.

NP-50 INOX · STAINLESS PRESSURE SPRAY-PRODUCER

24080

Mobile stainless pressure spray-producer suitable for automotive workshops and industry with a tank of 50-litre capacity. It has built in a level indicator and a spray nozzle with expandable spiral hose.

EF-10 · PNEUMATIC BRAKE BLEEDER (2 chambers)

24100

Pneumatic stainless brake bleeder kit with a tank of 10-litre capacity with two inner chambers. It is suitable for automotive workshops and industry.

- It is supplied with:
- 2 plastic bottles of 1 litre
 - 1 flexible delivery hose
 - 1 plastic funnel

■ **Optional:**

- Plug with universal support for brake tank (car)

240905000

EFN-10 · PNEUMATIC BRAKE BLEEDER (3 chambers)

24090

Pneumatic stainless brake bleeder kit with a tank of 10-litre capacity with three inner chambers that allow a higher operation autonomy than the EF-10 bleeder. It is suitable for automotive workshops and industry. It has built in a pressure regulator valve calibrated at 10 bar.

- It is supplied with:
- 2 plastic bottles of 1 litre
 - 1 flexible delivery hose
 - 1 plastic funnel

■ **Optional:**

- Plug with universal support for brake tank (car)

240905000

DESCRIPTION

CODE

5.1 COMPRESSED AIR NOZZLES

BLOW NOZZLE

68250

BLOW NOZZLE (LONG PIPE)

68270

OILING NOZZLE

68280

VERIFIER - SELF-ADJUSTING SPRAYER

■ VIA-10 from 0.5 to 10 bar

Hand-operated pressure verifier.
It has built in a pressure manometer with shockproof protection and self-adjusting nipple.

20510

■ EURODAINU from 0.7 to 12 bar

Pressure gauge that works with the trigger emptying it through the drain button.
High level of accuracy and resistance
Approved according to the 86/217/EC Directive.
It has built in a self-adjusting flexible nipple.

20570

TYRE PRESSURE GAUGES

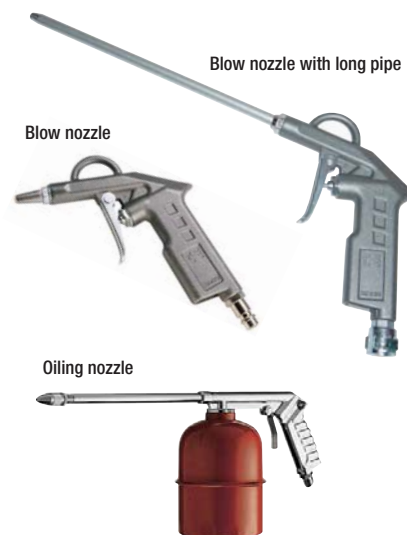
Gauges with a nipple suitable for the car and truck tyres.
Metered in bar and PSI.

■ MP-10 from 0.5 to 12 bar

20520

■ EURODAIRA from 0.7 to 12 bar


20580



VIA-10



EURODAINU



5.2 PRESSURE REGULATORS-LUBRIFIERS

RP-1 - PRESSURE REGULATOR

801902001

It keeps the air pressure selected from 0 to 12 bar, eliminating the overpressure risks. It has a regulation handle and an unblocking device. Pump inlet adapter with mains tap. This manometer is graduated in bar and PSI.

- MF1/4" connection



RLP-1 - REGULATOR - GREASER - PURIFIER

801902002

Regulator kit with filter and greaser combined.

Apart from the same features as the RP-1 pressure regulator, the in-line filters protect the valves and the pump motors or pneumatic tools from breakdowns and wears because of the particles in suspension and the condensation water that there is in the compressed air. The greaser is used so that the component life of an air line and pumps or pneumatic tools substantially improves through the oil injection by Ventury effect in the air supply line.



5 COMPRESSED AIR ACCESSORIES

Open air/water hose-reel



Cased air/water hose-reel



DESCRIPTION

CODE

5.3 HOSE-REELS

OPEN AIR/WATER HOSE-REELS

Automatic air/water hose-reels with hose made of high resistance stainless steel.

It has a mobile arm and a device of quick hose collection, improving the operation site and its maintenance as the hose is always collected.

- Inlet thread: 3/8"
- Resistance: 30 bar
- It is suitable for automotive workshops and industry.

- EI-10 with 10 m Ø3/8" hose
- EI-15 with 15 m Ø3/8" hose

807304001
807304002

CASED AIR/WATER HOSE-REEL

Automatic metallic air/water hose-reel of high corrosion resistance with 11 m Ø1/4" hose.

It has a device of quick hose collection, improving the operation site and its maintenance as the hose is always collected.

- Inlet thread: 1/4"
- Resistance: 20 bar
- It is suitable for automotive workshops and industry.

807304003

6 WORKSHOP ACCESSORIES

Steel oilcan



STEEL OILCAN

68230

- Cylindrical oil tank
- Painted steel
- Oilcan volume: 500 cm³
- Dosing tube length: 175 mm

Spill funnel




PLASTIC SPILL FUNNEL

46080

- Heavy-duty polyethylene funnel with filter and flexible outlet
- Funnel of Ø225 mm

Meter container



METER CONTAINER WITH FLEXIBLE DOSING TUBE

38280

- Capacity: 5 litres

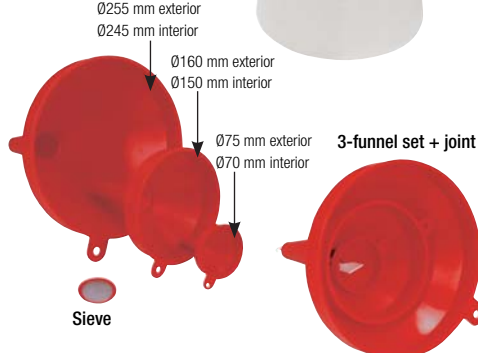
PLASTIC FUNNELS

Made of polypropylene, specially suitable for the hydrocarbon and chemical product handling (ask for other liquids).

- Ø255 mm exterior · Ø245 mm interior
- Ø160 mm exterior · Ø150 mm interior
- Ø75 mm exterior · Ø70 mm interior
- Ø50 mm exterior · Ø40 mm interior · funnel sieve (Ø255 & 160 mm stainless mesh) of 350 µm (micron)
- 3-funnel joint
- 3-funnel set of different diameter with joint

460000000
460500000
460100000
460000001

469000000
460700000



VEHICLE DECONTAMINATION

1 BASIC SOLUTION: VEHICLE DECONTAMINATION KIT

Vehicle decontamination kit specially suitable for complying with the environment rules about the fluid extraction and storage of the Real Decreto 1383/2002, December, 20th, about the vehicle management at the end of their useful life. It allows a total decontamination of the different liquids of the vehicle by gravity, putting it in an elevator or an engine pit, and suction, in the event of brake fluid, and posterior storage in tanks separately.



Composed of:

LIQUID RECUPERATOR

5 units of mobile recuperation by gravity of 5 different liquids

PNEUMATIC EXTRACTOR

1 unit of pneumatic mobile extraction for brake fluid
- Vacuum gauge
- Exchangeable probes of 3, 5 and 6 mm

STORAGE

- 4 double skinned storage tanks (they do not need the retention basin).
- 2 Metallic tanks (for petrol)



Ask for the most suitable tank according to the used product.

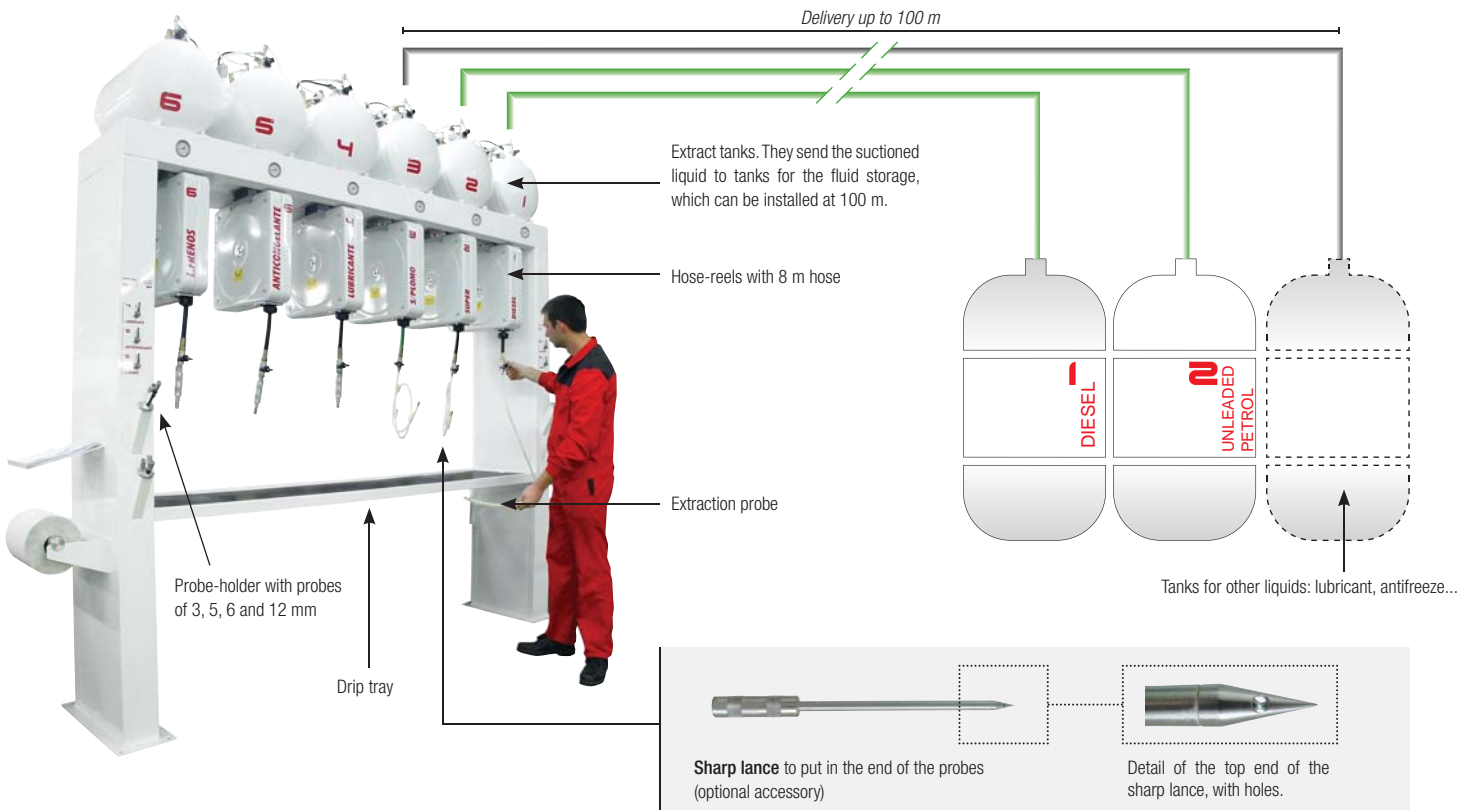
SUPPLY KIT

- Diesel or petrol pump with mechanical meter
- Metallic base
- Automatic nozzle
- FG-100 or FG-100G (for petrol) microfilters of 2-litre capacity



2 MODULAR SOLUTION: VEHICLE DECONTAMINATION PORTICO

Vehicle decontamination portico that allows the fluid extraction of a vehicle through probes from 3 to 12 mm and posterior storage separately. Customised installation of the number of liquids to be extracted.



**PUT THE VEHICLE IN
A BENCH OR AN ELEVATOR.**

**CONNECT THE HOSES IN EACH LIQUID OUTLET
TO MAKE THE EXTRACTION**

EXTRACTION

There are different ways of making the extraction of each type of liquid.

1 Fuel

- Cut the fuel tube and connect it to the hose-reel hose directly.
- Through the pneumatic drill nozzle (optional) connected to the suction hose, we punch the tank and directly suction the fuel.

- Once finished the suction, disconnect the probe and put it into the probe-holder.

2 Brake fluid

- Connect the probe in one of the back bleeder valves of the brake fluid circuit of the vehicle. Loosen the bleeder valve and open the hose suction valve.

3 Lubricant

- Put the probe in the level bar hole. The lubricant will be directly suctioned.
- Pick up the lubricant by gravity through the oil-pan plug, with a gravity recuperator. Suction the stored liquid of the recuperator with the hose-reel probe of the portico.

4 Antifreeze

- Pick up the antifreeze by gravity. It is directly suctioned from the recipient through the portico hose-reel probe.
- Drill the tube through the sharp lance (optional). The lance has built in a hole where it will directly suction.

The liquids are suctioned because of the depression caused by the vacuum kits of the portico.

In each extraction the fluid must be sent to the storage tanks, turning the handle of the portico column to the emptying position.

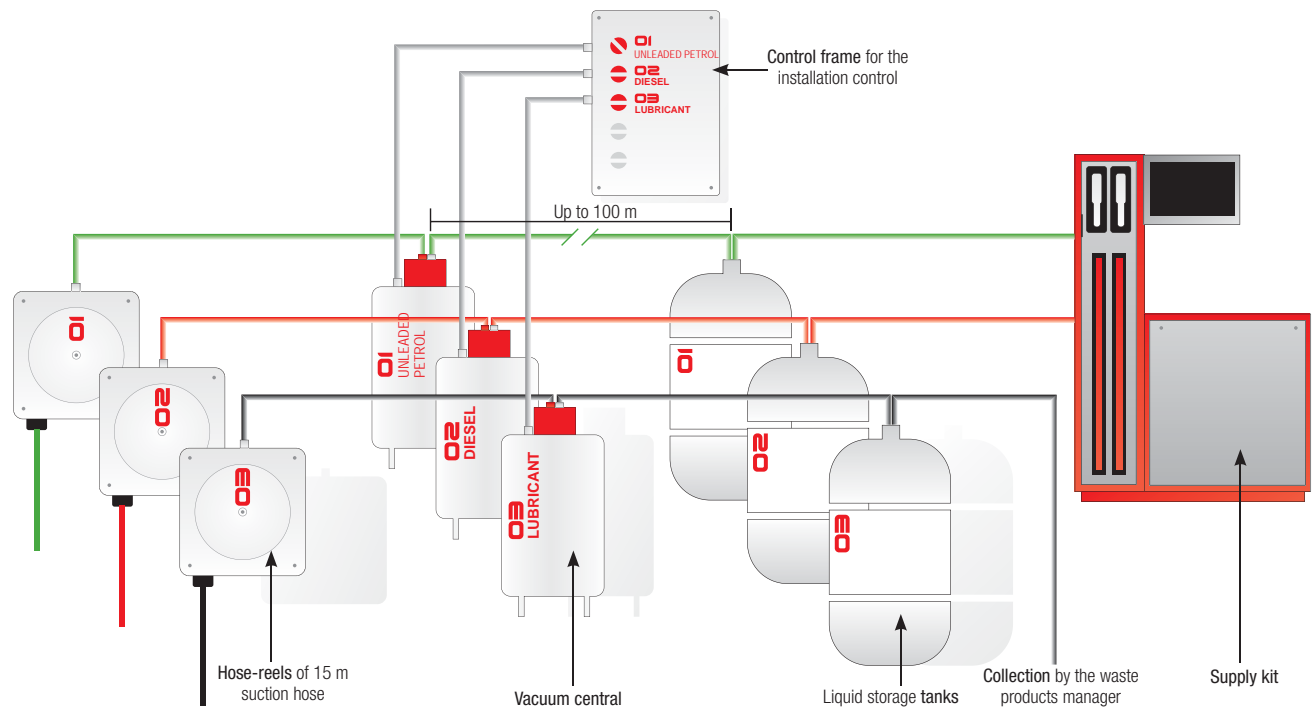
Each suction hose has built in an in-line filter in order to avoid the inlet of solid particles in the kit that may reduce its output because of the hose blocking.

The liquid never flows through the inner of any pump or device, avoiding possible damages in the kit because of the impurity suction.

3 CUSTOMISED SOLUTION: VEHICLE DECONTAMINATION INSTALLATION

Vehicle decontamination installation specially suitable for vehicle scrappings, to comply with the environmental rules about the fluid extraction and storage of the 2000/53/EC Directive of the European Parliament and Council, of 18/9/00.

It allows a total decontamination of the different liquids of the vehicle through the extraction kits as well as its posterior storage and supply.



CUSTOMISATION OF INSTALLATIONS

INSTALLATIONS

- **Design, installation and legalisation**
- **Oil installations**
- **Transfer, filtering, measurement and control of all type of fluids**





LUBRICATION INSTALLATIONS





■ CUSTOMISATION UNDER PROJECT OF THE EQUIPMENT OR INSTALLATION FOR THE TRANSFER, FILTERING, MEASUREMENT AND CONTROL OF ANY TYPE OF FLUIDS.

FUEL EXTRACTION



- Kit for the fuel extraction of a car tank and its posterior storage in a buried tank.
- This fuel is filtered.
- The supplies are controlled with an own consumption controller.

OIL TEAM SERVICE



Innovative concept of workshops / boxes of 60 m² that delimits a workshop, an oil change zone, an office and a warehouse with equipment for the lubricant extraction and supply.

LUBRICATION VEHICLE



Personalized installation of kits for the lubricant transfer assembled into a van. It allows the lubricant, grease and air compressed supply through the hose-reels. The meter nozzles control the supplied amounts. It also allows the waste oil suction from a recuperator to a residual tank placed in a box of the van.

GENERAL SALE CONDITIONS (1) · WARRANTY

1. The customer accepts these terms when ordering to **GESPASA - TOT COMERCIAL SA**. **The prices are EX WORKS**. The prices are valid except any typing mistake and can be modified without prior notice because of the market fluctuations or other causes.
2. All the orders must be made by writing: via fax, letter or email.
3. When placing an order the first time, fill in the following customer's card:

CUSTOMER'S CARD

VAT no.	<input type="text"/>	E-mail	<input type="text"/>	Web	<input type="text"/>
Name	<input type="text"/>				
Address	<input type="text"/>				
City	<input type="text"/>				
ZIP code	<input type="text"/>				
Province	<input type="text"/>				
Contact person	<input type="text"/>				
Tel.	<input type="text"/>	Fax	<input type="text"/>		

BANK DATA

Bank	<input type="text"/>
BIC/SWIFT	<input type="text"/>
IBAN no.	<input type="text"/>
Payment day	<input type="text"/>

PRIVACY POLICY

By this it is stated that, according to what it is said in the current law of Personal Data Protection, your personal data will belong to TOT COMERCIAL SA, located in Partida Horta d'Amunt, s/n · 25600 BALAGUER (Lleida) and VAT no. A25031154 in order to contact with you to answer your request. They are not used to automatically take a decision or create profiles.

In no case they will be transferred to third parties and they will be kept in the company while your request is handled.

We inform you it is possible to exercise your rights of access, rectification, cancellation and opposition by writing to TOT COMERCIAL SA · Apartado de Correos nº 149 – 25600 Balaguer (Lleida) or to email: lopd@gespasa.es, always attaching your ID of VAT number (Regulation (EU) 2016/679 of the European Parliament and of the Council of 27 April 2016).

CONSIGNMENT · TRANSPORT

1. **The goods always travel by customer's charge, either through its own forwarding agent or our forwarding agent with the prices accepted by the customer. In this last case, the goods will be sent to the customer's address, and the amount will be charged to the invoice.**
2. It is essential to check the goods when you receive them. If there is any fault, you must immediately complain to the transport agency.
All the quality and/or amount complaint must be in writing within the following THREE DAYS at the equipment reception. You have to clearly state the claim reason. WE DO NOT ACCEPT THE CLAIMS OUT OF THE MENTIONED TERM. The goods travel at customer's own risk
3. We will not accept the goods devolution or change if it does not fulfil the following conditions:
 - a) You have to notify the claim reason by writing and accepted by **GESPASA - TOT COMERCIAL SA**. The goods have to be sent freight paid.
 - b) The returned products must be in the current catalogue. We will not accept products which are not in it.
- c) We will pay the same amount as the invoice, discounting the expenses on checking, paint, repacking. These expenses are the minimum cost of 21% for the product value.
The credits will be cancelled in future purchases.
4. The DELIVERY TERMS will be only as information; they are not cause of indemnity because of delivery delays.
5. **TOT COMERCIAL SA** has the RESERVATION OF TITLE (ROT) of the customer's goods until its payment is fulfilled by the buyer. The reservation of title would end when the customer pays the total amount as well as interests or other expenses that may be generated. The customer cannot have at their disposal the goods under any title without prior seller's authorization. The customer is obliged to its conservation, answering for any damage that can be caused even those ones beyond their control.

PAYMENT

1. **LATE PAYMENT:** The default of any of the stipulated payments as well as the unfulfilment of the above clause of RESERVATION OF TITLE will entitle the seller to demand the whole debt and remove the sent or installed goods beyond a simple notarial request, without any need of a judicial order, endorsing the amount received as downpayment, for legal damages.
2. **JURISDICTION:** The courts of Lleida (Spain) will have exclusive jurisdiction to adjudicate any dispute arising under or in connection with these SALE TERMS; the buyer expressly waives the right of their own jurisdiction.

WARRANTY

1. All the products manufactured by TOT COMERCIAL SA have a WARRANTY of 12 (twelve) months from the purchase date, against any manufacturing defect.
2. TOT COMERCIAL SA guarantees, into the warranty period, the defective part or product change or devolution. This equipment has to be sent at prepaid freight to our factory or any designated technical service. After our technical checking, we will decide whether the responsibility belongs to the manufacturer, the user, the installer or the transport agency.
3. The warranty does not cover: the inadequate use, the negligence, the abuse, the corrosion, the handling, the natural wear or the wrong product installation, a use of non-original spare-parts or not concerning to the specific pattern. All the kits manufactured and/or commercialized by TOT COMERCIAL SA have to be installed, used and maintained according to the instructions given by the manufacturer.
4. The accessories and products like valves, hoses, electrovalves, electric motors etc not manufactured by TOT COMERCIAL SA are liable to their original manufacturer's warranty.
5. Because of the constant innovations and development, TOT COMERCIAL SA reserves the right to change/alter the specifications of its products and publicity without prior notification.

SIGNATURE AND STAMP

A series of horizontal dashed lines for writing, spanning the width of the page.



A series of horizontal dashed lines for writing notes.

A series of horizontal dashed lines for writing notes.



TOT comercial, s.a.



Partida Horta d'Amunt s/n
Apdo. de Correos nº 149
25600 BALAGUER (Lleida) · SPAIN
E-mail: gespasa@gespasa.es
+34 (9)73 451 072

www.gespasa.es

